

Daily Direct Steer and Heifer Slaughter Cattle Summary

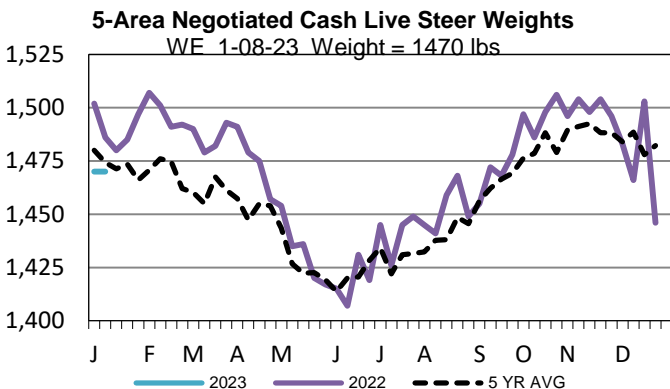
For Trade on:

Wednesday, January 11, 2023

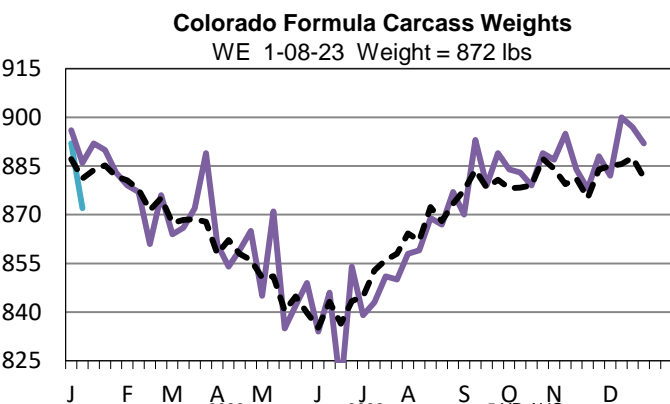
LM CT100	5-AREA	LM CT109
Neg. Cash Volume:	6,183	Dressed Formula Vol: 29,660
Live Steer Avg:	\$157.24	Steer/Heifer Avg: \$255.70
Live Heifer Avg:	\$157.49	Dressed Neg. Grid Vol: 5,427
Dressed Steer Avg:	\$251.40	Steer/Heifer Avg: \$255.40
Dressed Heifer Avg:	\$251.00	TOTAL VOLUME: 41,270
LM CT106	TOTAL WK TO DATE VOLUME:	149,091
Committed:	63,574	Delivered: 69,056

On Wednesday negotiated cash trade was mostly inactive on very light demand in the Southern Plains. In Nebraska and Western Cornbelt negotiated cash trade was limited on light demand. In the Western Cornbelt a few live purchases traded at 158.00. However, not enough purchases in any feeding region for an adequate market test. The latest established market in any region was last week with live purchases in the Southern Plains and Nebraska at 157.00 and dressed purchases at 252.00 in Nebraska. In the Western Cornbelt last week live and dressed purchases traded from 158.00-160.00 and at 252.00, respectively.

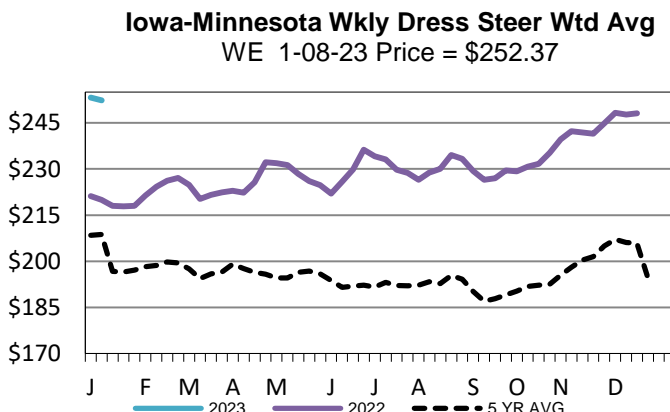
LM CT118	TX-OK-NM	LM CT109
Neg. Cash Volume:	140	Dressed Formula Vol: 11,374
Live Steer Avg:	N/A	Steer/Heifer Avg: \$254.80
Live Heifer Avg:	N/A	Dressed Neg. Grid Vol: 0
Dressed Steer Avg:	N/A	Steer/Heifer Avg: N/A
Dressed Heifer Avg:	N/A	TOTAL VOLUME: 11,514
LM CT106	TOTAL WK TO DATE VOLUME:	41,362
Committed:	5,653	Delivered: 16,581



LM CT121	KANSAS	LM CT109
Neg. Cash Volume:	0	Dressed Formula Vol: 9,677
Live Steer Avg:	N/A	Steer/Heifer Avg: \$254.14
Live Heifer Avg:	N/A	Dressed Neg. Grid Vol: 40
Dressed Steer Avg:	N/A	Steer/Heifer Avg: \$247.57
Dressed Heifer Avg:	N/A	TOTAL VOLUME: 9,717
LM CT106	TOTAL WK TO DATE VOLUME:	45,317
Committed:	12,807	Delivered: 20,762



LM CT124	NEBRASKA	LM CT109
Neg. Cash Volume:	1,795	Dressed Formula Vol: 5,545
Live Steer Avg:	\$156.09	Steer/Heifer Avg: \$258.01
Live Heifer Avg:	\$156.31	Dressed Neg. Grid Vol: 4,269
Dressed Steer Avg:	\$252.00	Steer/Heifer Avg: \$254.41
Dressed Heifer Avg:	\$251.00	TOTAL VOLUME: 11,609
LM CT106	TOTAL WK TO DATE VOLUME:	35,407
Committed:	28,144	Delivered: 17,610



LM CT134	COLORADO	LM CT109
Neg. Cash Volume:	0	Dressed Formula Vol: 582
Live Steer Avg:	N/A	Steer/Heifer Avg: \$265.23
Live Heifer Avg:	N/A	Dressed Neg. Grid Vol: 198
Dressed Steer Avg:	N/A	Steer/Heifer Avg: \$257.42
Dressed Heifer Avg:	N/A	TOTAL VOLUME: 780
LM CT106	TOTAL WK TO DATE VOLUME:	12,913
Committed:	9,514	Delivered: 5,808

LM CT137	IA-MN	LM CT109
Neg. Cash Volume:	4,248	Dressed Formula Vol: 2,519
Live Steer Avg:	\$157.88	Steer/Heifer Avg: \$258.44
Live Heifer Avg:	\$157.88	Dressed Neg. Grid Vol: 920
Dressed Steer Avg:	\$251.16	Steer/Heifer Avg: \$259.94
Dressed Heifer Avg:	N/A	TOTAL VOLUME: 7,687
LM CT106	TOTAL WK TO DATE VOLUME:	14,467
Committed:	7,456	Delivered: 8,295

USDA Livestock, Poultry and Grain Market News

St. Joseph, Missouri

Phone: 816-676-7000

stjoe.lpgmn@ams.usda.gov