

Daily Direct Steer and Heifer Slaughter Cattle Summary

For Trade on:

Monday, January 09, 2023

LM CT100	5-AREA	LM CT109
Neg. Cash Volume: 240		Dressed Formula Vol: 51,874
Live Steer Avg: \$160.00		Steer/Heifer Avg: \$255.23
Live Heifer Avg: N/A		Dressed Neg. Grid Vol: 3,410
Dressed Steer Avg: N/A		Steer/Heifer Avg: \$253.81
Dressed Heifer Avg: N/A		TOTAL VOLUME: 55,524
LM CT106	TOTAL WK TO DATE VOLUME: 55,524	
Committed: 42,791	Delivered: 73,861	

LM CT118	TX-OK-NM	LM CT109
Neg. Cash Volume: 0		Dressed Formula Vol: 14,172
Live Steer Avg: N/A		Steer/Heifer Avg: \$253.36
Live Heifer Avg: N/A		Dressed Neg. Grid Vol: 0
Dressed Steer Avg: N/A		Steer/Heifer Avg: N/A
Dressed Heifer Avg: N/A		TOTAL VOLUME: 14,172
LM CT106	TOTAL WK TO DATE VOLUME: 14,172	
Committed: 9,385	Delivered: 19,235	

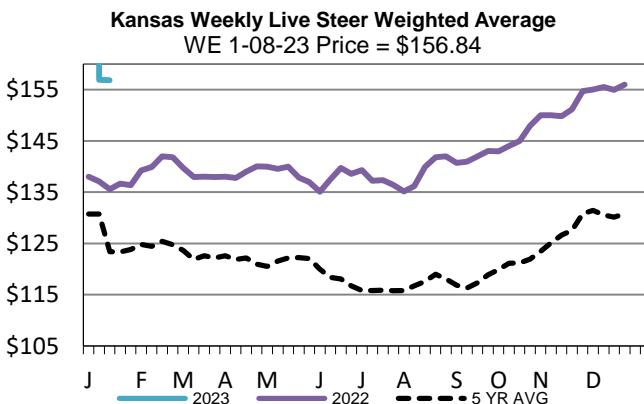
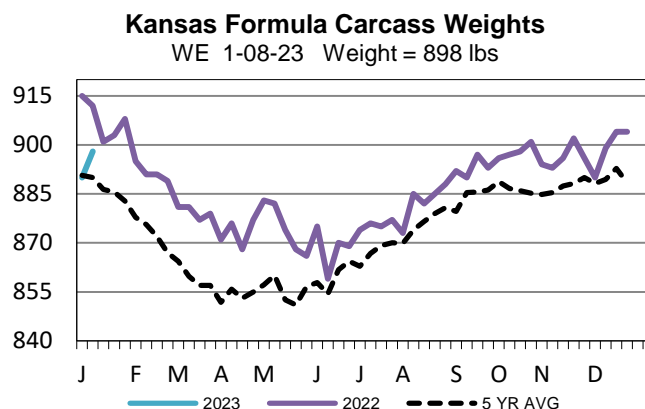
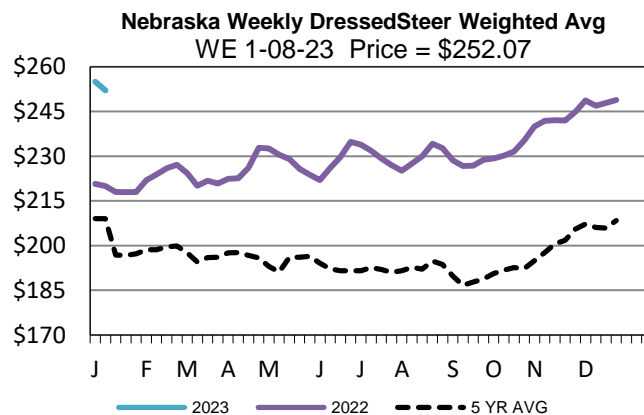
LM CT121	KANSAS	LM CT109
Neg. Cash Volume: 0		Dressed Formula Vol: 19,323
Live Steer Avg: N/A		Steer/Heifer Avg: \$253.36
Live Heifer Avg: N/A		Dressed Neg. Grid Vol: 348
Dressed Steer Avg: N/A		Steer/Heifer Avg: \$248.74
Dressed Heifer Avg: N/A		TOTAL VOLUME: 19,671
LM CT106	TOTAL WK TO DATE VOLUME: 19,671	
Committed: 9,161	Delivered: 18,920	

LM CT124	NEBRASKA	LM CT109
Neg. Cash Volume: 0		Dressed Formula Vol: 10,421
Live Steer Avg: N/A		Steer/Heifer Avg: \$263.41
Live Heifer Avg: N/A		Dressed Neg. Grid Vol: 2,436
Dressed Steer Avg: N/A		Steer/Heifer Avg: \$253.15
Dressed Heifer Avg: N/A		TOTAL VOLUME: 12,857
LM CT106	TOTAL WK TO DATE VOLUME: 12,857	
Committed: 10,815	Delivered: 18,125	

LM CT134	COLORADO	LM CT109
Neg. Cash Volume: 0		Dressed Formula Vol: 5,972
Live Steer Avg: N/A		Steer/Heifer Avg: \$254.69
Live Heifer Avg: N/A		Dressed Neg. Grid Vol: 525
Dressed Steer Avg: N/A		Steer/Heifer Avg: \$256.53
Dressed Heifer Avg: N/A		TOTAL VOLUME: 6,497
LM CT106	TOTAL WK TO DATE VOLUME: 6,224	
Committed: 2,384	Delivered: 6,890	

LM CT137	IA-MN	LM CT109
Neg. Cash Volume: 240		Dressed Formula Vol: 2,206
Live Steer Avg: \$160.00		Steer/Heifer Avg: \$259.58
Live Heifer Avg: N/A		Dressed Neg. Grid Vol: 374
Dressed Steer Avg: N/A		Steer/Heifer Avg: \$260.79
Dressed Heifer Avg: N/A		TOTAL VOLUME: 2,820
LM CT106	TOTAL WK TO DATE VOLUME: 2,820	
Committed: 11,046	Delivered: 10,691	

On Monday negotiated cash traded was at a standstill in the Southern Plains and Nebraska. Negotiated trade was very limited on light demand in the Western Cornbelt. Not enough purchases in any feeding region for an adequate market test. The latest established market in any region was last week with live purchases in the Southern Plains and Nebraska at 157.00 and dressed purchases at 252.00 in Nebraska. In the Western Cornbelt last week live and dressed purchases traded from 158.00-160.00 and at 252.00, respectively.



USDA Livestock, Poultry and Grain Market News

St. Joseph, Missouri

Phone: 816-676-7000

stjoe.lpgmn@ams.usda.gov