

## Daily Direct Steer and Heifer Slaughter Cattle Summary

For Trade on:

Thursday, December 29, 2022

<a href="#">LM CT100</a>	<b>5-AREA</b>	<a href="#">LM CT109</a>
<b>Neg. Cash Volume:</b>	26,077	<b>Dressed Formula Vol:</b> 43,370
<b>Live Steer Avg:</b>	\$158.11	<b>Steer/Heifer Avg:</b> \$252.26
<b>Live Heifer Avg:</b>	\$158.11	<b>Dressed Neg. Grid Vol:</b> 2,803
<b>Dressed Steer Avg:</b>	\$251.34	<b>Steer/Heifer Avg:</b> \$255.49
<b>Dressed Heifer Avg:</b>	\$251.09	<b>TOTAL VOLUME:</b> 72,250
<a href="#">LM CT106</a>	<b>TOTAL WK TO DATE VOLUME:</b>	<b>164,035</b>
<b>Committed:</b>	<b>75,605</b>	<b>Delivered:</b> 66,005

<a href="#">LM CT118</a>	<b>TX-OK-NM</b>	<a href="#">LM CT109</a>
<b>Neg. Cash Volume:</b>	2,297	<b>Dressed Formula Vol:</b> 19,385
<b>Live Steer Avg:</b>	\$157.00	<b>Steer/Heifer Avg:</b> \$250.33
<b>Live Heifer Avg:</b>	\$157.00	<b>Dressed Neg. Grid Vol:</b> 0
<b>Dressed Steer Avg:</b>	N/A	<b>Steer/Heifer Avg:</b> N/A
<b>Dressed Heifer Avg:</b>	N/A	<b>TOTAL VOLUME:</b> 21,682
<a href="#">LM CT106</a>	<b>TOTAL WK TO DATE VOLUME:</b>	<b>50,099</b>
<b>Committed:</b>	<b>10,080</b>	<b>Delivered:</b> 18,039

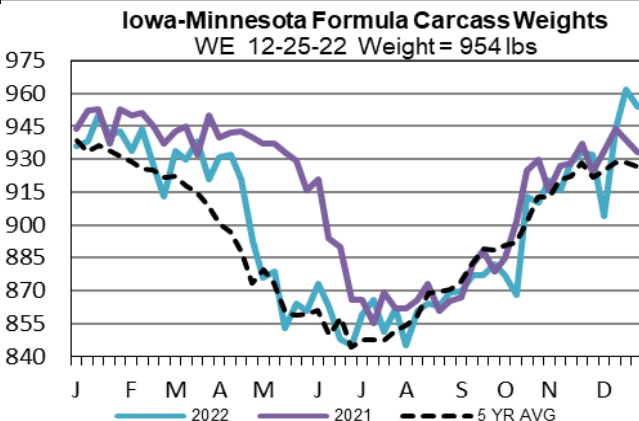
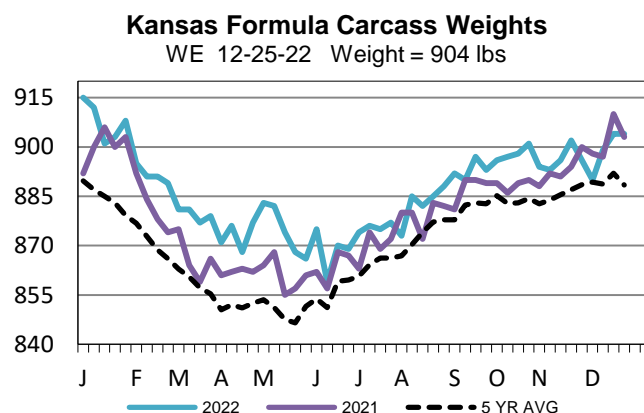
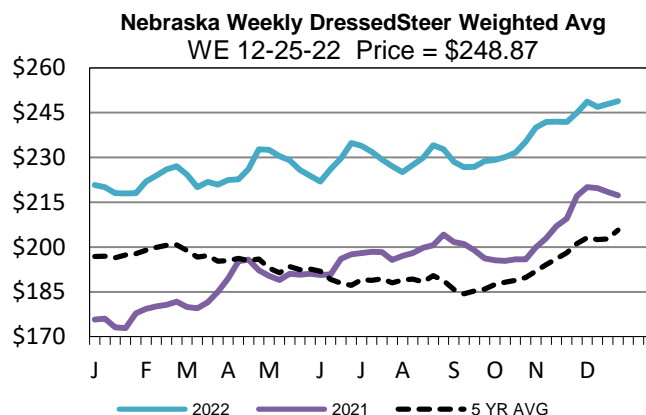
<a href="#">LM CT121</a>	<b>KANSAS</b>	<a href="#">LM CT109</a>
<b>Neg. Cash Volume:</b>	1,786	<b>Dressed Formula Vol:</b> 10,762
<b>Live Steer Avg:</b>	\$156.76	<b>Steer/Heifer Avg:</b> \$253.36
<b>Live Heifer Avg:</b>	\$157.00	<b>Dressed Neg. Grid Vol:</b> 1,167
<b>Dressed Steer Avg:</b>	N/A	<b>Steer/Heifer Avg:</b> \$251.84
<b>Dressed Heifer Avg:</b>	\$252.00	<b>TOTAL VOLUME:</b> 13,715
<a href="#">LM CT106</a>	<b>TOTAL WK TO DATE VOLUME:</b>	<b>38,577</b>
<b>Committed:</b>	<b>14,543</b>	<b>Delivered:</b> 18,726

<a href="#">LM CT124</a>	<b>NEBRASKA</b>	<a href="#">LM CT109</a>
<b>Neg. Cash Volume:</b>	4,839	<b>Dressed Formula Vol:</b> 9,634
<b>Live Steer Avg:</b>	\$157.72	<b>Steer/Heifer Avg:</b> \$255.29
<b>Live Heifer Avg:</b>	\$157.00	<b>Dressed Neg. Grid Vol:</b> 966
<b>Dressed Steer Avg:</b>	\$251.19	<b>Steer/Heifer Avg:</b> \$256.66
<b>Dressed Heifer Avg:</b>	\$251.87	<b>TOTAL VOLUME:</b> 15,439
<a href="#">LM CT106</a>	<b>TOTAL WK TO DATE VOLUME:</b>	<b>31,928</b>
<b>Committed:</b>	<b>24,051</b>	<b>Delivered:</b> 14,175

<a href="#">LM CT134</a>	<b>COLORADO</b>	<a href="#">LM CT109</a>
<b>Neg. Cash Volume:</b>	0	<b>Dressed Formula Vol:</b> 1,488
<b>Live Steer Avg:</b>	N/A	<b>Steer/Heifer Avg:</b> \$251.99
<b>Live Heifer Avg:</b>	N/A	<b>Dressed Neg. Grid Vol:</b> 40
<b>Dressed Steer Avg:</b>	N/A	<b>Steer/Heifer Avg:</b> \$256.91
<b>Dressed Heifer Avg:</b>	N/A	<b>TOTAL VOLUME:</b> 1,528
<a href="#">LM CT106</a>	<b>TOTAL WK TO DATE VOLUME:</b>	<b>12,603</b>
<b>Committed:</b>	<b>7,342</b>	<b>Delivered:</b> 4,366

<a href="#">LM CT137</a>	<b>IA-MN</b>	<a href="#">LM CT109</a>
<b>Neg. Cash Volume:</b>	17,155	<b>Dressed Formula Vol:</b> 2,283
<b>Live Steer Avg:</b>	\$158.68	<b>Steer/Heifer Avg:</b> \$250.91
<b>Live Heifer Avg:</b>	\$158.56	<b>Dressed Neg. Grid Vol:</b> 630
<b>Dressed Steer Avg:</b>	\$251.47	<b>Steer/Heifer Avg:</b> \$260.35
<b>Dressed Heifer Avg:</b>	\$251.03	<b>TOTAL VOLUME:</b> 20,068
<a href="#">LM CT106</a>	<b>TOTAL WK TO DATE VOLUME:</b>	<b>30,613</b>
<b>Committed:</b>	<b>19,589</b>	<b>Delivered:</b> 10,699

Thursday cash trade was light on moderate demand in the Plains and Nebraska. A few early live purchases were reported at 157.00 in the Plains with a few dressed purchases in Nebraska at 252.00, however not enough purchases for an adequate market test. The latest established market in the Plains was last week with live purchases at 156.00. For the prior week in Nebraska live and dressed purchases traded from 156.00-157.00 and at 249.00, respectively. Trade was light to moderate on moderate demand on Thursday in the Cornbelt. Compared to last week in live purchases traded steady to 3.00 higher from 157.00-160.00. A few early dressed purchases were reported from 250.00-252.00, however not enough for an adequate market test. The latest established dressed market in the Cornbelt was last week from 248.00-249.00.



## USDA Livestock, Poultry and Grain Market News

St. Joseph, Missouri

Phone: 816-676-7000

[stjoe.lpgmn@ams.usda.gov](mailto:stjoe.lpgmn@ams.usda.gov)