

Daily Direct Steer and Heifer Slaughter Cattle Summary

For Trade on:

Friday, December 23, 2022

LM CT100	5-AREA	LM CT109
Neg. Cash Volume:	18,049	Dressed Formula Vol: 39,234
Live Steer Avg:	\$156.43	Steer/Heifer Avg: \$252.87
Live Heifer Avg:	\$156.19	Dressed Neg. Grid Vol: 2,598
Dressed Steer Avg:	\$246.98	Steer/Heifer Avg: \$250.37
Dressed Heifer Avg:	\$0.00	TOTAL VOLUME: 59,881
LM CT106	TOTAL WK TO DATE VOLUME:	231,445
Committed:	98,633	Delivered: 65,921

LM CT118	TX-OK-NM	LM CT109
Neg. Cash Volume:	5,090	Dressed Formula Vol: 12,928
Live Steer Avg:	\$155.97	Steer/Heifer Avg: \$248.52
Live Heifer Avg:	\$155.97	Dressed Neg. Grid Vol: 0
Dressed Steer Avg:	N/A	Steer/Heifer Avg: N/A
Dressed Heifer Avg:	N/A	TOTAL VOLUME: 18,018
LM CT106	TOTAL WK TO DATE VOLUME:	67,631
Committed:	29,786	Delivered: 16,652

LM CT121	KANSAS	LM CT109
Neg. Cash Volume:	6,761	Dressed Formula Vol: 10,688
Live Steer Avg:	\$156.11	Steer/Heifer Avg: \$251.68
Live Heifer Avg:	\$156.07	Dressed Neg. Grid Vol: 323
Dressed Steer Avg:	N/A	Steer/Heifer Avg: \$251.51
Dressed Heifer Avg:	N/A	TOTAL VOLUME: 17,772
LM CT106	TOTAL WK TO DATE VOLUME:	65,029
Committed:	28,863	Delivered: 17,716

LM CT124	NEBRASKA	LM CT109
Neg. Cash Volume:	2,416	Dressed Formula Vol: 8,759
Live Steer Avg:	\$156.94	Steer/Heifer Avg: \$259.14
Live Heifer Avg:	\$156.73	Dressed Neg. Grid Vol: 1,375
Dressed Steer Avg:	\$249.00	Steer/Heifer Avg: \$249.44
Dressed Heifer Avg:	N/A	TOTAL VOLUME: 12,550
LM CT106	TOTAL WK TO DATE VOLUME:	54,465
Committed:	15,288	Delivered: 20,547

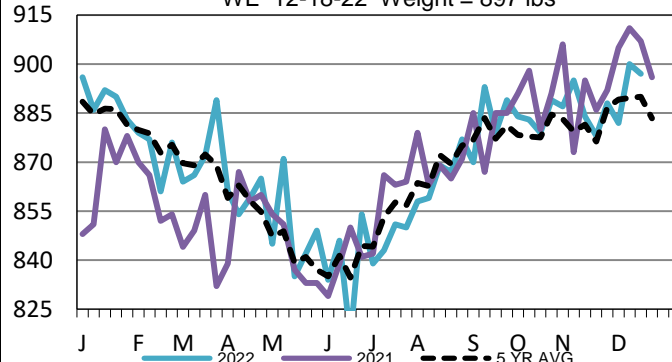
LM CT134	COLORADO	LM CT109
Neg. Cash Volume:	632	Dressed Formula Vol: 4,671
Live Steer Avg:	\$156.00	Steer/Heifer Avg: \$256.20
Live Heifer Avg:	\$156.00	Dressed Neg. Grid Vol: 476
Dressed Steer Avg:	N/A	Steer/Heifer Avg: \$250.73
Dressed Heifer Avg:	N/A	TOTAL VOLUME: 5,779
LM CT106	TOTAL WK TO DATE VOLUME:	20,640
Committed:	16,472	Delivered: 5,667

LM CT137	IA-MN	LM CT109
Neg. Cash Volume:	0	Dressed Formula Vol: 2,312
Live Steer Avg:	N/A	Steer/Heifer Avg: \$252.21
Live Heifer Avg:	N/A	Dressed Neg. Grid Vol: 544
Dressed Steer Avg:	N/A	Steer/Heifer Avg: \$251.58
Dressed Heifer Avg:	N/A	TOTAL VOLUME: 2,856
LM CT106	TOTAL WK TO DATE VOLUME:	21,653
Committed:	8,224	Delivered: 5,339

On Friday in all regions negotiated cash trading was slow to moderate on light demand. In the Southern Plains, compared to last week, live purchases 1.00 higher at 156.00, with a few in Kansas up to 157.00. In Nebraska and Western Cornbelt, a few, live purchases traded at 157.00. Not enough purchases for a full market trend in the Northern Plains and Western Cornbelt. In Nebraska Thursday was the reported dressed purchase market at 249.00. Last week live purchases traded from 155.00-157.00. In the Western Cornbelt, for the prior week, live and dressed purchases traded from 155.00-157.00 and at 248.00, respectively. In Colorado the most recent market was from two week ago with live purchases at 157.00.

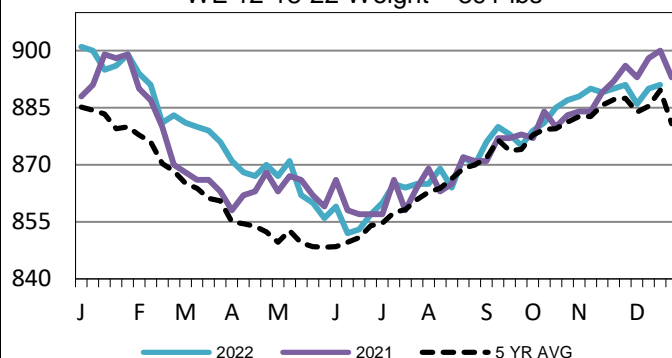
Colorado Formula Carcass Weights

WE 12-18-22 Weight = 897 lbs



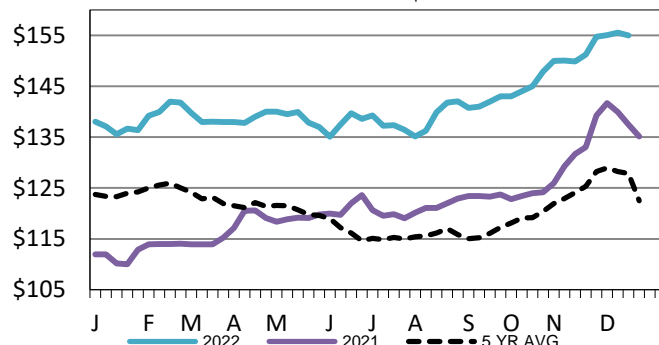
5-Area Formula Carcass Weight

WE 12-18-22 Weight = 891 lbs



Kansas Weekly Live Steer Weighted Average

WE 12-18-22 Price = \$154.98



USDA Livestock, Poultry and Grain Market News

St. Joseph, Missouri

Phone: 816-676-7000

stjoe.lpgmn@ams.usda.gov