

Daily Direct Steer and Heifer Slaughter Cattle Summary

For Trade on:

Thursday, December 22, 2022

LM CT100	5-AREA	LM CT109
Neg. Cash Volume:	14,491	Dressed Formula Vol: 38,607
Live Steer Avg:	\$155.90	Steer/Heifer Avg: \$252.11
Live Heifer Avg:	\$155.61	Dressed Neg. Grid Vol: 1,973
Dressed Steer Avg:	\$248.80	Steer/Heifer Avg: \$249.87
Dressed Heifer Avg:	\$247.00	TOTAL VOLUME: 55,071
LM CT106	TOTAL WK TO DATE VOLUME:	171,564
Committed:	50,667	Delivered: 45,014

LM CT118	TX-OK-NM	LM CT109
Neg. Cash Volume:	1,312	Dressed Formula Vol: 14,756
Live Steer Avg:	\$155.00	Steer/Heifer Avg: \$248.73
Live Heifer Avg:	\$155.00	Dressed Neg. Grid Vol: 0
Dressed Steer Avg:	N/A	Steer/Heifer Avg: N/A
Dressed Heifer Avg:	N/A	TOTAL VOLUME: 16,068
LM CT106	TOTAL WK TO DATE VOLUME:	49,613
Committed:	3,381	Delivered: 19,019

LM CT121	KANSAS	LM CT109
Neg. Cash Volume:	2,057	Dressed Formula Vol: 8,758
Live Steer Avg:	\$155.00	Steer/Heifer Avg: \$253.34
Live Heifer Avg:	\$155.00	Dressed Neg. Grid Vol: 152
Dressed Steer Avg:	\$249.00	Steer/Heifer Avg: \$250.26
Dressed Heifer Avg:	N/A	TOTAL VOLUME: 10,967
LM CT106	TOTAL WK TO DATE VOLUME:	47,277
Committed:	8,101	Delivered: 11,630

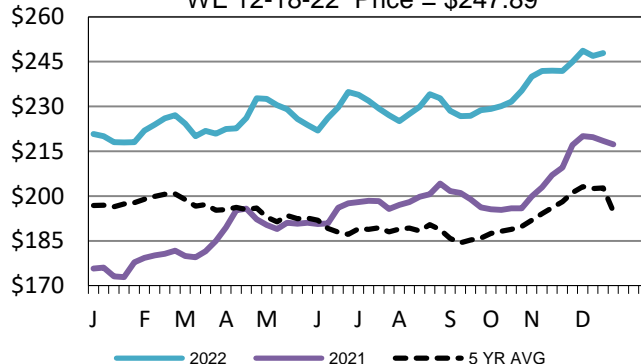
LM CT124	NEBRASKA	LM CT109
Neg. Cash Volume:	7,412	Dressed Formula Vol: 11,096
Live Steer Avg:	\$156.00	Steer/Heifer Avg: \$254.56
Live Heifer Avg:	\$156.00	Dressed Neg. Grid Vol: 1,388
Dressed Steer Avg:	\$248.87	Steer/Heifer Avg: \$250.51
Dressed Heifer Avg:	\$248.98	TOTAL VOLUME: 19,896
LM CT106	TOTAL WK TO DATE VOLUME:	41,915
Committed:	30,158	Delivered: 6,735

LM CT134	COLORADO	LM CT109
Neg. Cash Volume:	0	Dressed Formula Vol: 1,903
Live Steer Avg:	N/A	Steer/Heifer Avg: \$259.13
Live Heifer Avg:	N/A	Dressed Neg. Grid Vol: 0
Dressed Steer Avg:	N/A	Steer/Heifer Avg: N/A
Dressed Heifer Avg:	N/A	TOTAL VOLUME: 1,903
LM CT106	TOTAL WK TO DATE VOLUME:	14,861
Committed:	2,236	Delivered: 4,495

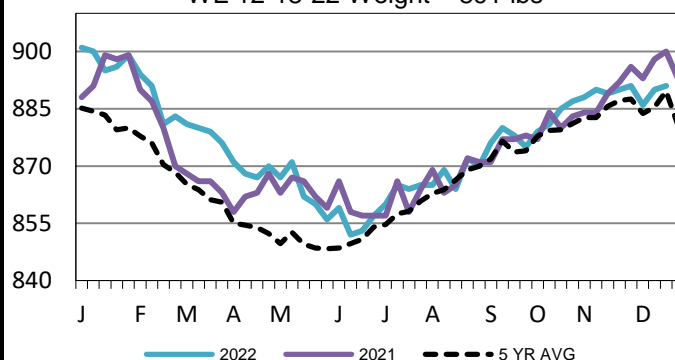
LM CT137	IA-MN	LM CT109
Neg. Cash Volume:	3,710	Dressed Formula Vol: 2,481
Live Steer Avg:	\$156.73	Steer/Heifer Avg: \$252.46
Live Heifer Avg:	\$156.84	Dressed Neg. Grid Vol: 433
Dressed Steer Avg:	\$248.43	Steer/Heifer Avg: \$247.70
Dressed Heifer Avg:	\$249.00	TOTAL VOLUME: 6,624
LM CT106	TOTAL WK TO DATE VOLUME:	18,797
Committed:	6,791	Delivered: 3,135

On Thursday in Nebraska cash trade was slow on light demand. Compared to last week dressed purchases traded 1.00 higher at 249.00, on a light test. Not enough live purchases for a market trend. Last week live purchases traded from 155.00-157.00. In the Plains and Cornbelt cash trade slow on light demand. In the Plains, a few, live purchases traded at 155.00. In the Cornbelt, a few, live and dressed purchases traded at 157.00 and 249.00, respectively. However, not enough purchases in any of these regions, in any price range for a full market trend. The latest established market in the Plains was last week with live purchases at 155.00. For the prior week in Cornbelt live and dressed purchases traded from 155.00-157.00 and at 248.00, respectively. In Colorado cash trade was a standstill. The most recent market was from two week ago with live purchases at 157.00.

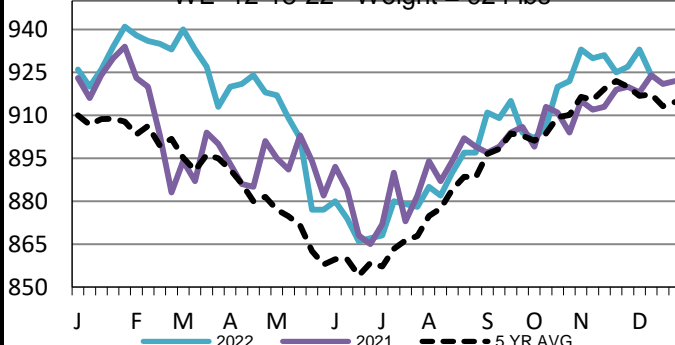
Nebraska Weekly Dressed Steer Weighted Avg
WE 12-18-22 Price = \$247.89



5-Area Formula Carcass Weight
WE 12-18-22 Weight = 891 lbs



Nebraska Formula Carcass Weights
WE 12-18-22 Weight = 924 lbs



USDA Livestock, Poultry and Grain Market News

St. Joseph, Missouri

Phone: 816-676-7000

stjoe.lpgmn@ams.usda.gov