

Daily Direct Steer and Heifer Slaughter Cattle Summary

For Trade on:

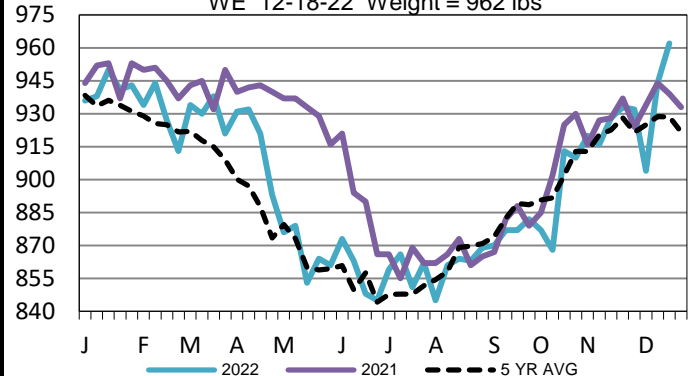
Monday, December 19, 2022

LM CT100	5-AREA	LM CT109
Neg. Cash Volume: 117		Dressed Formula Vol: 30,472
Live Steer Avg: N/A		Steer/Heifer Avg: \$251.45
Live Heifer Avg: N/A		Dressed Neg. Grid Vol: 2,080
Dressed Steer Avg: N/A		Steer/Heifer Avg: \$248.58
Dressed Heifer Avg: N/A		TOTAL VOLUME: 32,669
LM CT106	TOTAL WK TO DATE VOLUME: 32,669	
Committed: 37,595	Delivered: 49,496	

On Monday in the Southern and Northern Plains negotiated cash trading was at a standstill. In the Western Cornbelt negotiated cash trading was mostly inactive on very light demand. Not enough purchases for a market trend. Last week in the Southern Plains live purchases traded at 155.00. For the prior week in Nebraska and Western Cornbelt live and dressed purchases traded from 155.00-157.00 and at 248.00, respectively. In Colorado the last fully reported market was two weeks ago with live purchases at 157.00.

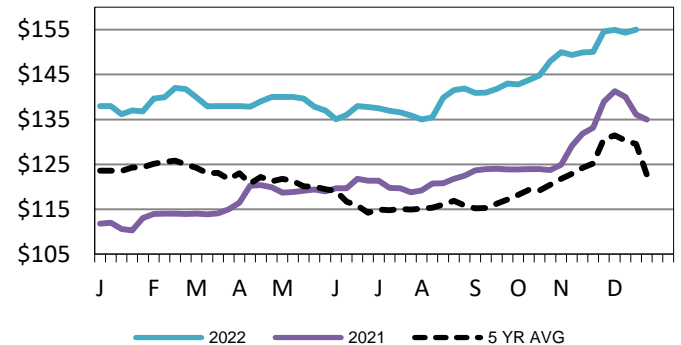
LM CT118	TX-OK-NM	LM CT109
Neg. Cash Volume: 0		Dressed Formula Vol: 10,027
Live Steer Avg: N/A		Steer/Heifer Avg: \$249.54
Live Heifer Avg: N/A		Dressed Neg. Grid Vol: 0
Dressed Steer Avg: N/A		Steer/Heifer Avg: N/A
Dressed Heifer Avg: N/A		TOTAL VOLUME: 10,027
LM CT106	TOTAL WK TO DATE VOLUME: 10,027	
Committed: 7,683	Delivered: 13,894	

Iowa-Minnesota Formula Carcass Weights
WE 12-18-22 Weight = 962 lbs



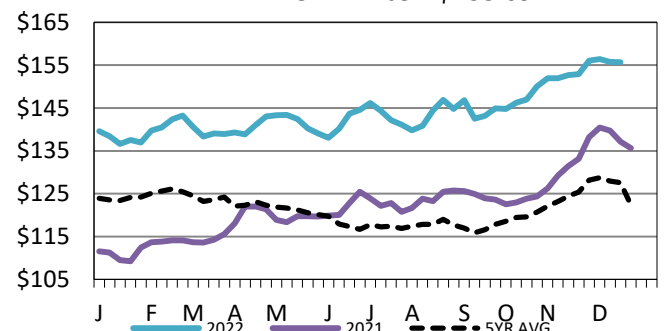
LM CT121	KANSAS	LM CT109
Neg. Cash Volume: 0		Dressed Formula Vol: 10,331
Live Steer Avg: N/A		Steer/Heifer Avg: \$252.26
Live Heifer Avg: N/A		Dressed Neg. Grid Vol: 261
Dressed Steer Avg: N/A		Steer/Heifer Avg: \$243.23
Dressed Heifer Avg: N/A		TOTAL VOLUME: 10,592
LM CT106	TOTAL WK TO DATE VOLUME: 10,592	
Committed: 8,776	Delivered: 11,628	

TX-OK-NM Wkly Live Steer Wtd Avg
WE 12-18-22 Price = \$ 155.00



LM CT124	NEBRASKA	LM CT109
Neg. Cash Volume: 0		Dressed Formula Vol: 4,431
Live Steer Avg: N/A		Steer/Heifer Avg: \$255.05
Live Heifer Avg: N/A		Dressed Neg. Grid Vol: 875
Dressed Steer Avg: N/A		Steer/Heifer Avg: \$250.46
Dressed Heifer Avg: N/A		TOTAL VOLUME: 5,306
LM CT106	TOTAL WK TO DATE VOLUME: 5,306	
Committed: 11,403	Delivered: 11,545	

5-Area Live Steer Weighted Average
WE 12-18-22 Price = \$155.69



LM CT134	COLORADO	LM CT109
Neg. Cash Volume: 0		Dressed Formula Vol: 3,451
Live Steer Avg: N/A		Steer/Heifer Avg: \$251.58
Live Heifer Avg: N/A		Dressed Neg. Grid Vol: 43
Dressed Steer Avg: N/A		Steer/Heifer Avg: \$228.82
Dressed Heifer Avg: N/A		TOTAL VOLUME: 3,494
LM CT106	TOTAL WK TO DATE VOLUME: 3,494	
Committed: 3,200	Delivered: 3,678	

LM CT137	IA-MN	LM CT109
Neg. Cash Volume: 117		Dressed Formula Vol: 2,383
Live Steer Avg: N/A		Steer/Heifer Avg: \$249.88
Live Heifer Avg: N/A		Dressed Neg. Grid Vol: 1,144
Dressed Steer Avg: N/A		Steer/Heifer Avg: \$251.80
Dressed Heifer Avg: N/A		TOTAL VOLUME: 3,644
LM CT106	TOTAL WK TO DATE VOLUME: 3,644	
Committed: 6,533	Delivered: 8,751	

USDA Livestock, Poultry and Grain Market News

St. Joseph, Missouri

Phone: 816-676-7000

stjoe.lpgmn@ams.usda.gov