

Daily Direct Steer and Heifer Slaughter Cattle Summary

For Trade on:

Friday, December 16, 2022

LM CT100	5-AREA	LM CT109	
Neg. Cash Volume:	8,383	Dressed Formula Vol:	47,104
Live Steer Avg:	\$156.26	Steer/Heifer Avg:	\$252.33
Live Heifer Avg:	\$156.29	Dressed Neg. Grid Vol:	3,716
Dressed Steer Avg:	\$247.52	Steer/Heifer Avg:	\$251.19
Dressed Heifer Avg:	\$247.51	TOTAL VOLUME:	59,203
LM CT106	TOTAL WK TO DATE VOLUME:		278,167
Committed:	85,453	Delivered:	68,200

On Friday negotiated cash trade was light on moderate demand in the Western Cornbelt. A few live purchases were reported from 155.00 -157.00, however not enough for an adequate market test. Trade was mostly inactive on light to moderate demand in the Southern and Northern Plains. Not enough purchases in any feeding region for an adequate market test. The latest established market was in the Southern Plains on Thursday with live purchases at 155.00. In Nebraska and the Western Cornbelt on Thursday live purchases traded from 155.00-157.00 with dressed purchases at 248.00. The latest established market Colorado was last week with live purchases at 157.00.

LM CT118	TX-OK-NM	LM CT109	
Neg. Cash Volume:	0	Dressed Formula Vol:	16,514
Live Steer Avg:	N/A	Steer/Heifer Avg:	\$248.33
Live Heifer Avg:	N/A	Dressed Neg. Grid Vol:	0
Dressed Steer Avg:	N/A	Steer/Heifer Avg:	N/A
Dressed Heifer Avg:	N/A	TOTAL VOLUME:	16,514
LM CT106	TOTAL WK TO DATE VOLUME:		71,001
Committed:	28,794	Delivered:	16,848

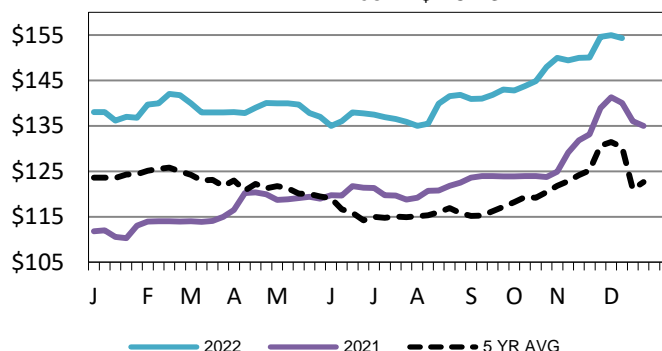
LM CT121	KANSAS	LM CT109	
Neg. Cash Volume:	467	Dressed Formula Vol:	14,258
Live Steer Avg:	\$154.45	Steer/Heifer Avg:	\$253.25
Live Heifer Avg:	\$155.00	Dressed Neg. Grid Vol:	1,016
Dressed Steer Avg:	N/A	Steer/Heifer Avg:	\$249.49
Dressed Heifer Avg:	N/A	TOTAL VOLUME:	15,741
LM CT106	TOTAL WK TO DATE VOLUME:		69,521
Committed:	23,730	Delivered:	19,189

LM CT124	NEBRASKA	LM CT109	
Neg. Cash Volume:	1,148	Dressed Formula Vol:	8,865
Live Steer Avg:	\$156.20	Steer/Heifer Avg:	\$258.36
Live Heifer Avg:	\$156.00	Dressed Neg. Grid Vol:	1,801
Dressed Steer Avg:	\$247.20	Steer/Heifer Avg:	\$251.70
Dressed Heifer Avg:	\$248.00	TOTAL VOLUME:	11,814
LM CT106	TOTAL WK TO DATE VOLUME:		75,963
Committed:	15,452	Delivered:	17,135

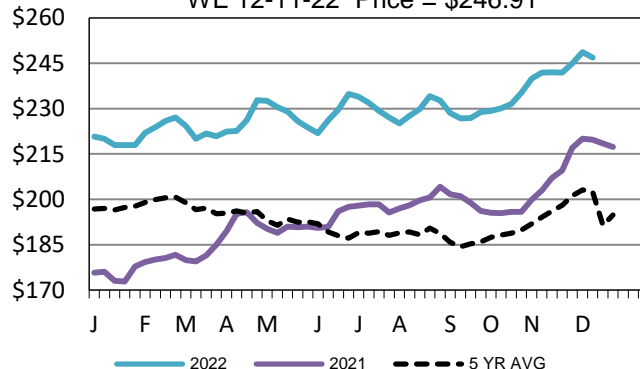
LM CT134	COLORADO	LM CT109	
Neg. Cash Volume:	0	Dressed Formula Vol:	4,697
Live Steer Avg:	N/A	Steer/Heifer Avg:	\$253.21
Live Heifer Avg:	N/A	Dressed Neg. Grid Vol:	657
Dressed Steer Avg:	N/A	Steer/Heifer Avg:	\$255.77
Dressed Heifer Avg:	N/A	TOTAL VOLUME:	5,354
LM CT106	TOTAL WK TO DATE VOLUME:		21,437
Committed:	4.629	Delivered:	4.018

LM CT137	IA-MN	LM CT109	
Neg. Cash Volume:	6,768	Dressed Formula Vol:	3,015
Live Steer Avg:	\$156.33	Steer/Heifer Avg:	\$251.18
Live Heifer Avg:	\$156.72	Dressed Neg. Grid Vol:	242
Dressed Steer Avg:	\$247.74	Steer/Heifer Avg:	\$242.09
Dressed Heifer Avg:	\$247.39	TOTAL VOLUME:	10,025
LM CT106	TOTAL WK TO DATE VOLUME:		40,776
Committed:	12,848	Delivered:	11,010

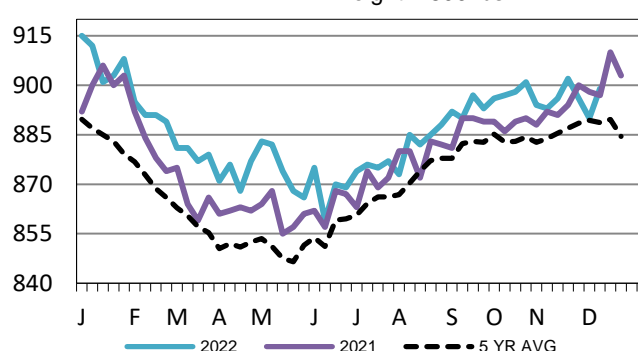
TX-OK-NM Wkly Live Steer Wtd Avg
WE 12-11-22 Price = \$ 154.31



Nebraska Weekly DressedSteer Weighted Avg
WE 12-11-22 Price = \$246.91



Kansas Formula Carcass Weights
WE 12-11-22 Weight = 899 lbs



USDA Livestock, Poultry and Grain Market News

St. Joseph, Missouri

Phone: 816-676-7000

stjoe.lpgmn@ams.usda.gov