

Daily Direct Steer and Heifer Slaughter Cattle Summary

For Trade on:

Thursday, December 15, 2022

LM CT100	5-AREA	LM CT109
Neg. Cash Volume:	56,109	Dressed Formula Vol: 42,799
Live Steer Avg:	\$155.57	Steer/Heifer Avg: \$252.76
Live Heifer Avg:	\$155.65	Dressed Neg. Grid Vol: 2,079
Dressed Steer Avg:	\$247.84	Steer/Heifer Avg: \$249.58
Dressed Heifer Avg:	\$247.59	TOTAL VOLUME: 100,987
LM CT106	TOTAL WK TO DATE VOLUME:	218,964
Committed:	99,583	Delivered: 65,165

LM CT118	TX-OK-NM	LM CT109
Neg. Cash Volume:	4,119	Dressed Formula Vol: 13,849
Live Steer Avg:	\$155.00	Steer/Heifer Avg: \$249.43
Live Heifer Avg:	\$155.06	Dressed Neg. Grid Vol: 0
Dressed Steer Avg:	N/A	Steer/Heifer Avg: N/A
Dressed Heifer Avg:	N/A	TOTAL VOLUME: 17,968
LM CT106	TOTAL WK TO DATE VOLUME:	54,487
Committed:	15,271	Delivered: 18,106

LM CT121	KANSAS	LM CT109
Neg. Cash Volume:	8,463	Dressed Formula Vol: 8,543
Live Steer Avg:	\$155.00	Steer/Heifer Avg: \$251.09
Live Heifer Avg:	\$155.00	Dressed Neg. Grid Vol: 639
Dressed Steer Avg:	\$245.79	Steer/Heifer Avg: \$250.06
Dressed Heifer Avg:	N/A	TOTAL VOLUME: 17,645
LM CT106	TOTAL WK TO DATE VOLUME:	53,780
Committed:	18,577	Delivered: 16,027

LM CT124	NEBRASKA	LM CT109
Neg. Cash Volume:	25,793	Dressed Formula Vol: 14,191
Live Steer Avg:	\$155.71	Steer/Heifer Avg: \$254.90
Live Heifer Avg:	\$155.67	Dressed Neg. Grid Vol: 779
Dressed Steer Avg:	\$247.90	Steer/Heifer Avg: \$250.70
Dressed Heifer Avg:	\$247.88	TOTAL VOLUME: 40,763
LM CT106	TOTAL WK TO DATE VOLUME:	64,150
Committed:	37,765	Delivered: 15,575

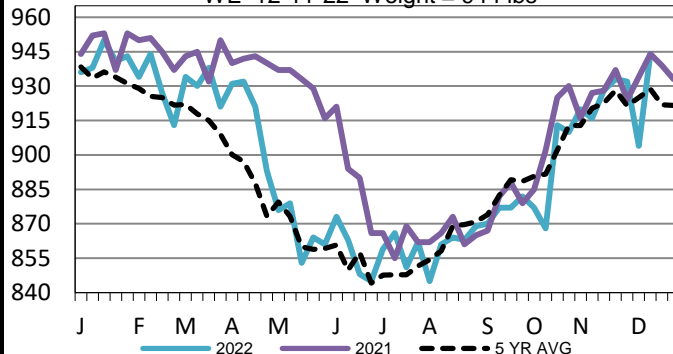
LM CT134	COLORADO	LM CT109
Neg. Cash Volume:	174	Dressed Formula Vol: 3,432
Live Steer Avg:	N/A	Steer/Heifer Avg: \$264.13
Live Heifer Avg:	N/A	Dressed Neg. Grid Vol: 0
Dressed Steer Avg:	\$248.00	Steer/Heifer Avg: N/A
Dressed Heifer Avg:	N/A	TOTAL VOLUME: 3,606
LM CT106	TOTAL WK TO DATE VOLUME:	16,083
Committed:	9,452	Delivered: 6,953

LM CT137	IA-MN	LM CT109
Neg. Cash Volume:	17,570	Dressed Formula Vol: 2,864
Live Steer Avg:	\$155.94	Steer/Heifer Avg: \$250.00
Live Heifer Avg:	\$156.14	Dressed Neg. Grid Vol: 661
Dressed Steer Avg:	\$247.81	Steer/Heifer Avg: \$247.81
Dressed Heifer Avg:	\$247.94	TOTAL VOLUME: 21,095
LM CT106	TOTAL WK TO DATE VOLUME:	30,751
Committed:	18,518	Delivered: 8,504

Thursday trade in the Plains was light to moderate on moderate demand. In the Panhandle, compared to last week, live purchases traded steady to 2.00 higher at 155.00. In Kansas, compared to the prior week, live purchases traded steady to 1.00 lower at 155.00. In Nebraska and Cornbelt cash trade and demand was to moderate. In Nebraska, compared to last week, live purchases traded 1.00 lower from 155.00-157.00 with dressed purchases 1.00 higher at 248.00. In the Cornbelt, compared to last week, live purchases traded unevenly steady from 155.00-157.00 with dressed purchases 1.00-2.00 higher at 248.00. In Colorado trade was mostly inactive on very light demand. Not enough purchases for a market trend. Last week live purchases traded at 157.00.

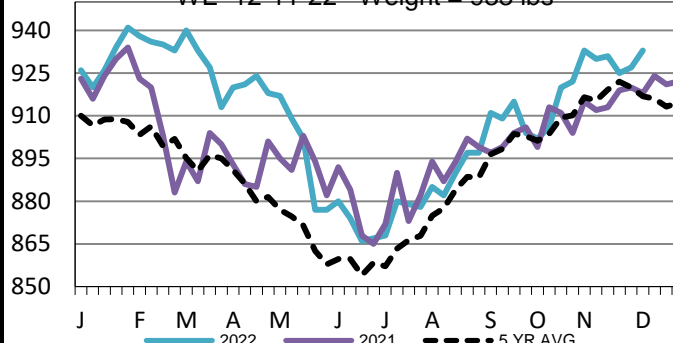
Iowa-Minnesota Formula Carcass Weights

WE 12-11-22 Weight = 944 lbs



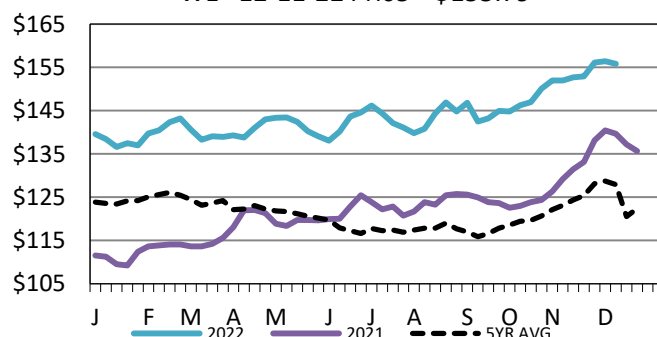
Nebraska Formula Carcass Weights

WE 12-11-22 Weight = 933 lbs



5-Area Live Steer Weighted Average

WE 12-11-22 Price = \$155.79



USDA Livestock, Poultry and Grain Market News

St. Joseph, Missouri

Phone: 816-676-7000

stjoe.lpgmn@ams.usda.gov