

Daily Direct Steer and Heifer Slaughter Cattle Summary

For Trade on:

Wednesday, December 14, 2022

LM CT100	5-AREA	LM CT109
Neg. Cash Volume:	1,324	Dressed Formula Vol: 26,439
Live Steer Avg:	\$155.00	Steer/Heifer Avg: \$252.47
Live Heifer Avg:	\$153.00	Dressed Neg. Grid Vol: 1,536
Dressed Steer Avg:	\$245.00	Steer/Heifer Avg: \$256.36
Dressed Heifer Avg:	N/A	TOTAL VOLUME: 29,299
LM CT106	TOTAL WK TO DATE VOLUME:	117,977
Committed:	61,954	Delivered: 65,443

LM CT118	TX-OK-NM	LM CT109
Neg. Cash Volume:	0	Dressed Formula Vol: 9,358
Live Steer Avg:	N/A	Steer/Heifer Avg: \$249.28
Live Heifer Avg:	N/A	Dressed Neg. Grid Vol: 0
Dressed Steer Avg:	N/A	Steer/Heifer Avg: N/A
Dressed Heifer Avg:	N/A	TOTAL VOLUME: 9,358
LM CT106	TOTAL WK TO DATE VOLUME:	36,519
Committed:	17,707	Delivered: 15,072

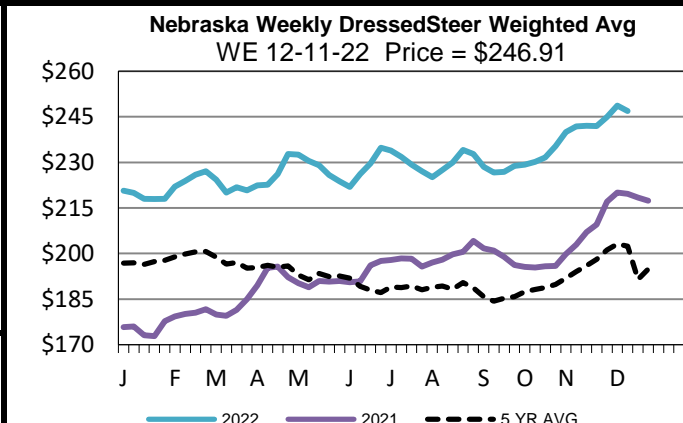
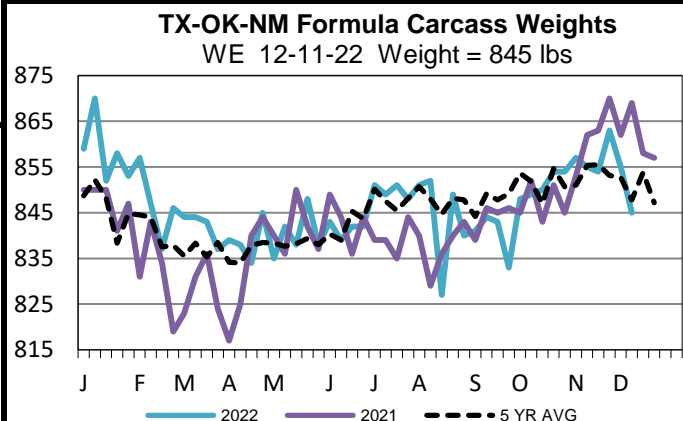
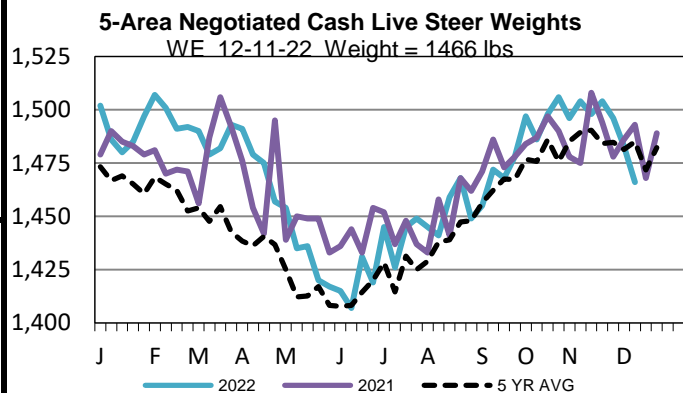
LM CT121	KANSAS	LM CT109
Neg. Cash Volume:	0	Dressed Formula Vol: 8,874
Live Steer Avg:	N/A	Steer/Heifer Avg: \$250.95
Live Heifer Avg:	N/A	Dressed Neg. Grid Vol: 908
Dressed Steer Avg:	N/A	Steer/Heifer Avg: \$253.99
Dressed Heifer Avg:	N/A	TOTAL VOLUME: 9,782
LM CT106	TOTAL WK TO DATE VOLUME:	36,135
Committed:	12,801	Delivered: 16,617

LM CT124	NEBRASKA	LM CT109
Neg. Cash Volume:	210	Dressed Formula Vol: 5,592
Live Steer Avg:	N/A	Steer/Heifer Avg: \$257.72
Live Heifer Avg:	\$153.00	Dressed Neg. Grid Vol: 417
Dressed Steer Avg:	N/A	Steer/Heifer Avg: \$262.15
Dressed Heifer Avg:	N/A	TOTAL VOLUME: 6,219
LM CT106	TOTAL WK TO DATE VOLUME:	23,387
Committed:	22,997	Delivered: 18,332

LM CT134	COLORADO	LM CT109
Neg. Cash Volume:	0	Dressed Formula Vol: 1,052
Live Steer Avg:	N/A	Steer/Heifer Avg: \$267.09
Live Heifer Avg:	N/A	Dressed Neg. Grid Vol: 0
Dressed Steer Avg:	N/A	Steer/Heifer Avg: N/A
Dressed Heifer Avg:	N/A	TOTAL VOLUME: 1,052
LM CT106	TOTAL WK TO DATE VOLUME:	12,477
Committed:	3,773	Delivered: 6,033

LM CT137	IA-MN	LM CT109
Neg. Cash Volume:	1,114	Dressed Formula Vol: 1,599
Live Steer Avg:	\$155.00	Steer/Heifer Avg: \$251.66
Live Heifer Avg:	N/A	Dressed Neg. Grid Vol: 211
Dressed Steer Avg:	\$245.00	Steer/Heifer Avg: \$255.11
Dressed Heifer Avg:	N/A	TOTAL VOLUME: 2,924
LM CT106	TOTAL WK TO DATE VOLUME:	9,666
Committed:	4,676	Delivered: 9,389

On Wednesday negotiated cash trading was at a standstill in the Southern and Colorado. In Nebraska and Western Cornbelt negotiated cash trading was mostly inactive on very light demand. Not enough purchases for a market trend. Last week was the most recent reported market in all regions. In the Texas Panhandle live purchases traded from 153.00-155.00. In Kansas live purchases traded from 155.00-156.00. In Nebraska live and dressed purchases traded from 156.00-158.00 and at 247.00, respectively. In Colorado live purchases traded at 157.00. In the Western Cornbelt live and dressed purchases traded at 156.00 and from 246.00-247.00, respectively.



USDA Livestock, Poultry and Grain Market News

St. Joseph, Missouri

Phone: 816-676-7000

stjoe.lpgmn@ams.usda.gov