

Daily Direct Steer and Heifer Slaughter Cattle Summary

For Trade on:

Tuesday, December 13, 2022

LM CT100	5-AREA	LM CT109
Neg. Cash Volume: 11		Dressed Formula Vol: 40,714
Live Steer Avg: N/A		Steer/Heifer Avg: \$255.03
Live Heifer Avg: N/A		Dressed Neg. Grid Vol: 4,612
Dressed Steer Avg: N/A		Steer/Heifer Avg: \$249.94
Dressed Heifer Avg: N/A		TOTAL VOLUME: 45,337
LM CT106	TOTAL WK TO DATE VOLUME: 88,678	
Committed: 51,944	Delivered: 62,616	

LM CT118	TX-OK-NM	LM CT109
Neg. Cash Volume: 0		Dressed Formula Vol: 15,234
Live Steer Avg: N/A		Steer/Heifer Avg: \$252.15
Live Heifer Avg: N/A		Dressed Neg. Grid Vol: 0
Dressed Steer Avg: N/A		Steer/Heifer Avg: N/A
Dressed Heifer Avg: N/A		TOTAL VOLUME: 15,234
LM CT106	TOTAL WK TO DATE VOLUME: 27,161	
Committed: 13,471	Delivered: 17,052	

LM CT121	KANSAS	LM CT109
Neg. Cash Volume: 0		Dressed Formula Vol: 11,642
Live Steer Avg: N/A		Steer/Heifer Avg: \$253.80
Live Heifer Avg: N/A		Dressed Neg. Grid Vol: 622
Dressed Steer Avg: N/A		Steer/Heifer Avg: \$250.58
Dressed Heifer Avg: N/A		TOTAL VOLUME: 12,264
LM CT106	TOTAL WK TO DATE VOLUME: 26,353	
Committed: 16,887	Delivered: 17,951	

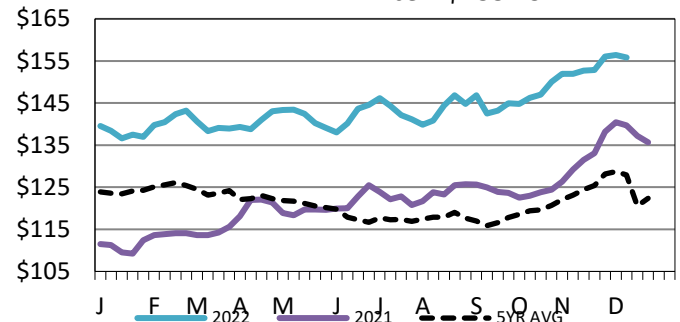
LM CT124	NEBRASKA	LM CT109
Neg. Cash Volume: 0		Dressed Formula Vol: 7,430
Live Steer Avg: N/A		Steer/Heifer Avg: \$258.50
Live Heifer Avg: N/A		Dressed Neg. Grid Vol: 2,526
Dressed Steer Avg: N/A		Steer/Heifer Avg: \$249.31
Dressed Heifer Avg: N/A		TOTAL VOLUME: 9,956
LM CT106	TOTAL WK TO DATE VOLUME: 17,168	
Committed: 11,605	Delivered: 17,171	

LM CT134	COLORADO	LM CT109
Neg. Cash Volume: 0		Dressed Formula Vol: 4,049
Live Steer Avg: N/A		Steer/Heifer Avg: \$266.37
Live Heifer Avg: N/A		Dressed Neg. Grid Vol: 80
Dressed Steer Avg: N/A		Steer/Heifer Avg: \$261.16
Dressed Heifer Avg: N/A		TOTAL VOLUME: 4,129
LM CT106	TOTAL WK TO DATE VOLUME: 11,425	
Committed: 3,464	Delivered: 2,517	

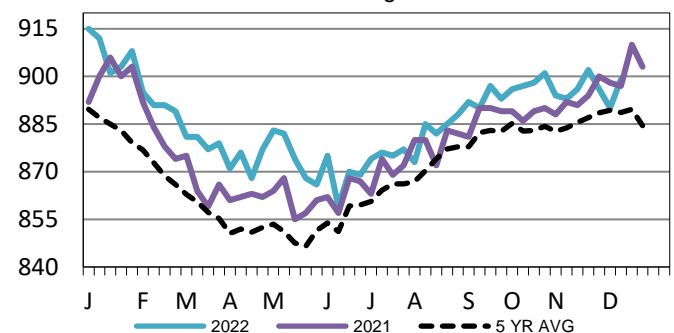
LM CT137	IA-MN	LM CT109
Neg. Cash Volume: 11		Dressed Formula Vol: 2,392
Live Steer Avg: N/A		Steer/Heifer Avg: \$249.72
Live Heifer Avg: N/A		Dressed Neg. Grid Vol: 1,384
Dressed Steer Avg: N/A		Steer/Heifer Avg: \$250.16
Dressed Heifer Avg: N/A		TOTAL VOLUME: 3,787
LM CT106	TOTAL WK TO DATE VOLUME: 6,742	
Committed: 6,517	Delivered: 7,925	

On Tuesday negotiated cash trading was at a standstill in the Southern and Northern Plains. In the Western Cornbelt negotiated cash trading was mostly inactive on very light demand. Not enough purchases for a market trend. Last week was the most recent reported market in all regions. In the Texas Panhandle live purchases traded from 153.00-155.00. In Kansas live purchases traded from 155.00- 156.00. In Nebraska live and dressed purchases traded from 156.00-158.00 and at 247.00, respectively. In Colorado live purchases traded at 157.00. In the Western Cornbelt live and dressed purchases traded at 156.00 and from 246.00-247.00, respectively.

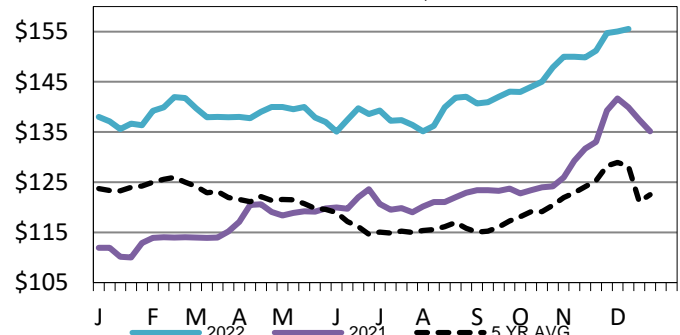
5-Area Live Steer Weighted Average
WE 12-11-22 Price = \$155.79



Kansas Formula Carcass Weights
WE 12-11-22 Weight = 899 lbs



Kansas Weekly Live Steer Weighted Average
WE 12-11-22 Price = \$155.54



USDA Livestock, Poultry and Grain Market News

St. Joseph, Missouri

Phone: 816-676-7000

stjoe.lpgmn@ams.usda.gov