

Daily Direct Steer and Heifer Slaughter Cattle Summary

For Trade on:

Friday, December 09, 2022

LM CT100	5-AREA	LM CT109	
Neg. Cash Volume:	117	Dressed Formula Vol:	39,607
Live Steer Avg:	N/A	Steer/Heifer Avg:	\$251.71
Live Heifer Avg:	N/A	Dressed Neg. Grid Vol:	3,607
Dressed Steer Avg:	N/A	Steer/Heifer Avg:	\$248.72
Dressed Heifer Avg:	N/A	TOTAL VOLUME:	43,331
LM CT106	TOTAL WK TO DATE VOLUME:		43,341
Committed:	48,478	Delivered:	73,962

On Monday negotiated cash trading was at a standstill in the Southern and Northern Plains. In the Western Cornbelt negotiated cash trading was mostly inactive on very light demand. Not enough purchases for a market trend. Last week was the most recent reported market in all regions. In the Texas Panhandle live purchases traded from 153.00-155.00. In Kansas live purchases traded from 155.00- 156.00. In Nebraska live and dressed purchases traded from 156.00-158.00 and at 247.00, respectively. In Colorado live purchases traded at 157.00. In the Western Cornbelt live and dressed purchases traded at 156.00 and from 246.00-247.00, respectively.

LM CT118	TX-OK-NM	LM CT109	
Neg. Cash Volume:	0	Dressed Formula Vol:	11,927
Live Steer Avg:	N/A	Steer/Heifer Avg:	\$250.03
Live Heifer Avg:	N/A	Dressed Neg. Grid Vol:	0
Dressed Steer Avg:	N/A	Steer/Heifer Avg:	N/A
Dressed Heifer Avg:	N/A	TOTAL VOLUME:	11,927
LM CT106	TOTAL WK TO DATE VOLUME:		11,927
Committed:	8,384	Delivered:	20,252

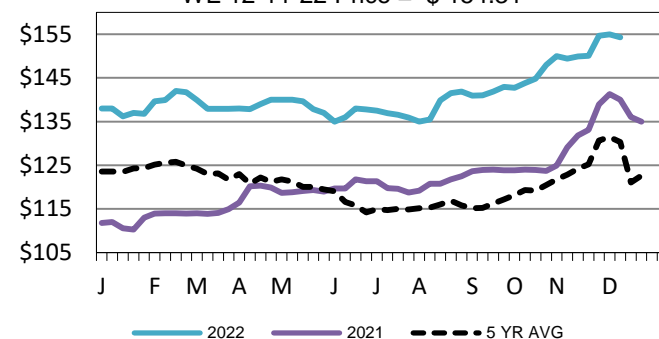
LM CT121	KANSAS	LM CT109	
Neg. Cash Volume:	0	Dressed Formula Vol:	12,912
Live Steer Avg:	N/A	Steer/Heifer Avg:	\$250.81
Live Heifer Avg:	N/A	Dressed Neg. Grid Vol:	1,177
Dressed Steer Avg:	N/A	Steer/Heifer Avg:	\$246.26
Dressed Heifer Avg:	N/A	TOTAL VOLUME:	14,089
LM CT106	TOTAL WK TO DATE VOLUME:		14,089
Committed:	8.783	Delivered:	15.046

LM CT124	NEBRASKA	LM CT109	
Neg. Cash Volume:	0	Dressed Formula Vol:	5,746
Live Steer Avg:	N/A	Steer/Heifer Avg:	\$252.50
Live Heifer Avg:	N/A	Dressed Neg. Grid Vol:	1,466
Dressed Steer Avg:	N/A	Steer/Heifer Avg:	\$250.60
Dressed Heifer Avg:	N/A	TOTAL VOLUME:	7,212
LM CT106	TOTAL WK TO DATE VOLUME:		7,212
Committed:	13,450	Delivered:	21,262

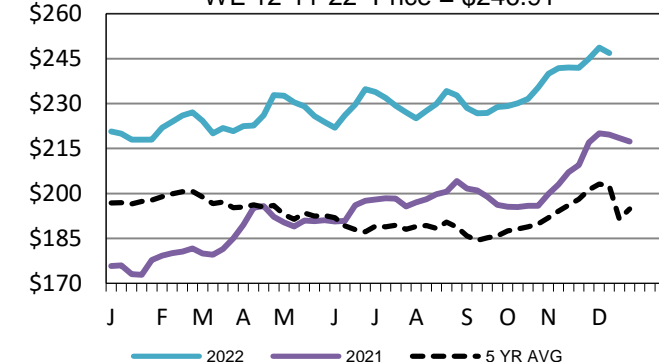
LM CT134	COLORADO	LM CT109	
Neg. Cash Volume:	0	Dressed Formula Vol:	6,834
Live Steer Avg:	N/A	Steer/Heifer Avg:	\$255.56
Live Heifer Avg:	N/A	Dressed Neg. Grid Vol:	462
Dressed Steer Avg:	N/A	Steer/Heifer Avg:	\$251.94
Dressed Heifer Avg:	N/A	TOTAL VOLUME:	7,296
LM CT106	TOTAL WK TO DATE VOLUME:		7,296
Committed:	9.606	Delivered:	7.690

LM CT137	IA-MN	LM CT109	
Neg. Cash Volume:	117	Dressed Formula Vol:	2,299
Live Steer Avg:	N/A	Steer/Heifer Avg:	\$252.23
Live Heifer Avg:	N/A	Dressed Neg. Grid Vol:	539
Dressed Steer Avg:	N/A	Steer/Heifer Avg:	\$246.81
Dressed Heifer Avg:	N/A	TOTAL VOLUME:	2,955
LM CT106	TOTAL WK TO DATE VOLUME:		2,955
Committed:	8,255	Delivered:	9,712

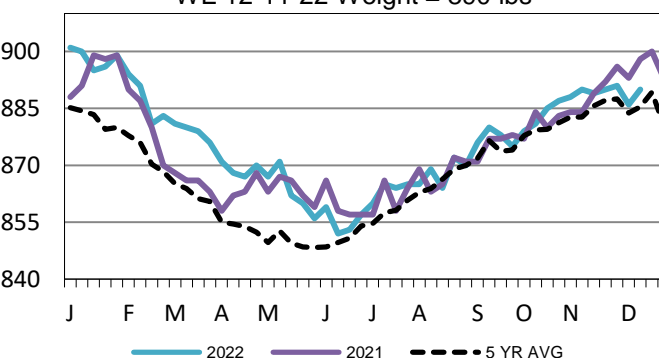
TX-OK-NM Wkly Live Steer Wtd Avg
WE 12-11-22 Price = \$ 154.31



Nebraska Weekly DressedSteer Weighted Avg
WE 12-11-22 Price = \$246.91



5-Area Formula Carcass Weight
WE 12-11-22 Weight = 890 lbs



USDA Livestock, Poultry and Grain Market News

St. Joseph, Missouri

Phone: 816-676-7000

stjoe.lpgmn@ams.usda.gov