

Daily Direct Steer and Heifer Slaughter Cattle Summary

For Trade on:

Wednesday, December 07, 2022

LM CT100	5-AREA	LM CT109
Neg. Cash Volume:	19,508	Dressed Formula Vol: 33,489
Live Steer Avg:	\$155.38	Steer/Heifer Avg: \$253.42
Live Heifer Avg:	\$154.99	Dressed Neg. Grid Vol: 2,544
Dressed Steer Avg:	\$246.94	Steer/Heifer Avg: \$246.42
Dressed Heifer Avg:	\$246.76	TOTAL VOLUME: 55,541
LM CT106	TOTAL WK TO DATE VOLUME:	146,882
Committed:	59,118	Delivered: 71,156

LM CT118	TX-OK-NM	LM CT109
Neg. Cash Volume:	1,507	Dressed Formula Vol: 11,938
Live Steer Avg:	\$153.00	Steer/Heifer Avg: \$251.14
Live Heifer Avg:	\$153.00	Dressed Neg. Grid Vol: 0
Dressed Steer Avg:	N/A	Steer/Heifer Avg: N/A
Dressed Heifer Avg:	N/A	TOTAL VOLUME: 13,445
LM CT106	TOTAL WK TO DATE VOLUME:	44,533
Committed:	7,325	Delivered: 16,497

LM CT121	KANSAS	LM CT109
Neg. Cash Volume:	750	Dressed Formula Vol: 10,660
Live Steer Avg:	N/A	Steer/Heifer Avg: \$251.91
Live Heifer Avg:	N/A	Dressed Neg. Grid Vol: 817
Dressed Steer Avg:	\$247.00	Steer/Heifer Avg: \$246.15
Dressed Heifer Avg:	N/A	TOTAL VOLUME: 12,227
LM CT106	TOTAL WK TO DATE VOLUME:	39,504
Committed:	12,113	Delivered: 18,064

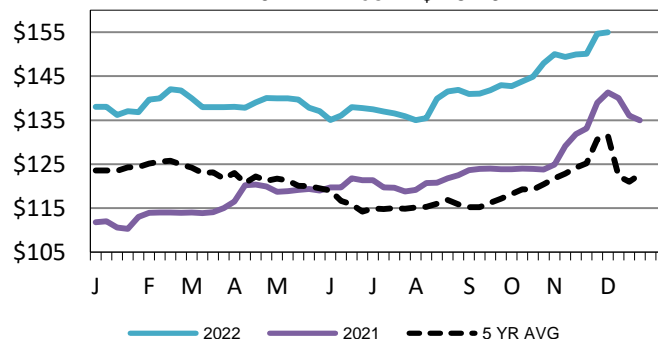
LM CT124	NEBRASKA	LM CT109
Neg. Cash Volume:	13,429	Dressed Formula Vol: 6,427
Live Steer Avg:	\$156.00	Steer/Heifer Avg: \$257.91
Live Heifer Avg:	\$156.00	Dressed Neg. Grid Vol: 1,305
Dressed Steer Avg:	\$246.98	Steer/Heifer Avg: \$245.88
Dressed Heifer Avg:	\$247.00	TOTAL VOLUME: 21,161
LM CT106	TOTAL WK TO DATE VOLUME:	37,856
Committed:	28,052	Delivered: 20,637

LM CT134	COLORADO	LM CT109
Neg. Cash Volume:	0	Dressed Formula Vol: 1,393
Live Steer Avg:	N/A	Steer/Heifer Avg: \$258.95
Live Heifer Avg:	N/A	Dressed Neg. Grid Vol: 90
Dressed Steer Avg:	N/A	Steer/Heifer Avg: \$247.54
Dressed Heifer Avg:	N/A	TOTAL VOLUME: 1,483
LM CT106	TOTAL WK TO DATE VOLUME:	11,758
Committed:	1,565	Delivered: 5,017

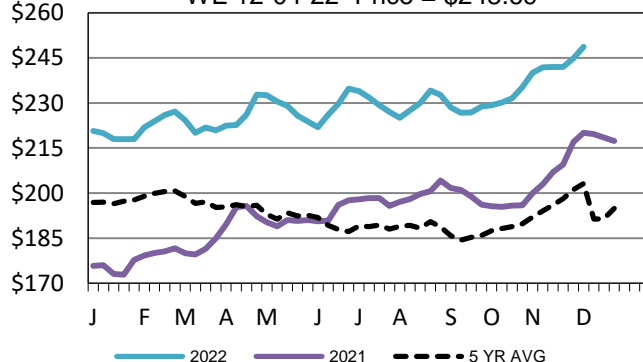
LM CT137	IA-MN	LM CT109
Neg. Cash Volume:	3,822	Dressed Formula Vol: 3,270
Live Steer Avg:	\$156.75	Steer/Heifer Avg: \$256.85
Live Heifer Avg:	\$156.00	Dressed Neg. Grid Vol: 347
Dressed Steer Avg:	\$246.66	Steer/Heifer Avg: \$249.55
Dressed Heifer Avg:	\$246.35	TOTAL VOLUME: 7,439
LM CT106	TOTAL WK TO DATE VOLUME:	13,891
Committed:	10,063	Delivered: 10,941

On Wednesday cash trade and demand in Nebraska was light to moderate demand with live purchases 1.00 lower compared to last week at 156.00 and dressed purchases 1.00 to 2.00 lower compared to last week at 247.00. Trade was limited on light to moderate demand in all other feeding regions. A few early live purchases were reported at 153.00 in the Panhandle, however not enough for an adequate market test. The latest established market in the Plains was last week with live purchases at 155.00. In the Western Cornbelt for the previous week live and dressed purchases traded from 157.00-158.00 and at 249.00, respectively. In Colorado live purchases traded at 157.00.

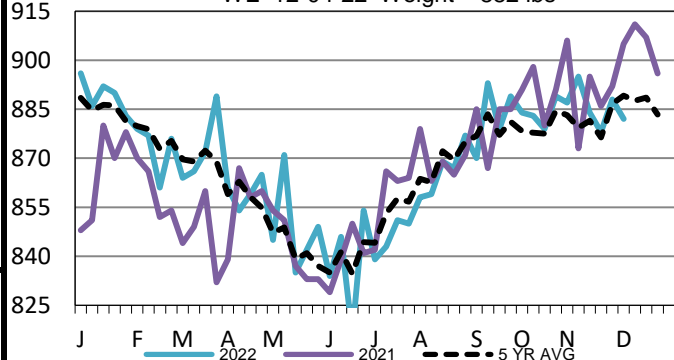
TX-OK-NM Wkly Live Steer Wtd Avg
WE 12-04-22 Price = \$ 154.97



Nebraska Weekly DressedSteer Weighted Avg
WE 12-04-22 Price = \$248.69



Colorado Formula Carcass Weights
WE 12-04-22 Weight = 882 lbs



USDA Livestock, Poultry and Grain Market News

St. Joseph, Missouri

Phone: 816-676-7000

stjoe.lpgmn@ams.usda.gov