

Daily Direct Steer and Heifer Slaughter Cattle Summary

For Trade on:

Friday, December 02, 2022

LM CT100	5-AREA	LM CT109
Neg. Cash Volume:	17,435	Dressed Formula Vol: 40,230
Live Steer Avg:	\$157.15	Steer/Heifer Avg: \$250.56
Live Heifer Avg:	\$156.81	Dressed Neg. Grid Vol: 6,304
Dressed Steer Avg:	\$247.92	Steer/Heifer Avg: \$246.68
Dressed Heifer Avg:	\$248.00	TOTAL VOLUME: 63,969
LM CT106	TOTAL WK TO DATE VOLUME:	319,669
Committed:	73,167	Delivered: 81,009

LM CT118	TX-OK-NM	LM CT109
Neg. Cash Volume:	0	Dressed Formula Vol: 11,245
Live Steer Avg:	N/A	Steer/Heifer Avg: \$246.43
Live Heifer Avg:	N/A	Dressed Neg. Grid Vol: 0
Dressed Steer Avg:	N/A	Steer/Heifer Avg: N/A
Dressed Heifer Avg:	N/A	TOTAL VOLUME: 11,245
LM CT106	TOTAL WK TO DATE VOLUME:	87,351
Committed:	13,364	Delivered: 15,260

LM CT121	KANSAS	LM CT109
Neg. Cash Volume:	2,352	Dressed Formula Vol: 11,883
Live Steer Avg:	\$155.52	Steer/Heifer Avg: \$250.28
Live Heifer Avg:	\$156.00	Dressed Neg. Grid Vol: 886
Dressed Steer Avg:	N/A	Steer/Heifer Avg: \$248.55
Dressed Heifer Avg:	N/A	TOTAL VOLUME: 15,121
LM CT106	TOTAL WK TO DATE VOLUME:	74,893
Committed:	22,803	Delivered: 23,410

LM CT124	NEBRASKA	LM CT109
Neg. Cash Volume:	6,928	Dressed Formula Vol: 9,585
Live Steer Avg:	\$157.28	Steer/Heifer Avg: \$256.46
Live Heifer Avg:	\$157.18	Dressed Neg. Grid Vol: 1,661
Dressed Steer Avg:	\$248.00	Steer/Heifer Avg: \$245.03
Dressed Heifer Avg:	\$248.00	TOTAL VOLUME: 18,174
LM CT106	TOTAL WK TO DATE VOLUME:	81,047
Committed:	17,889	Delivered: 19,705

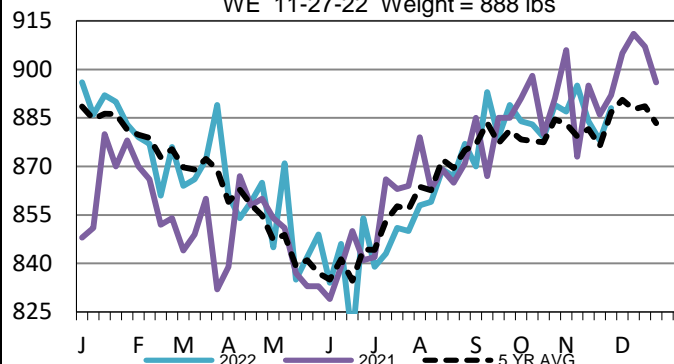
LM CT134	COLORADO	LM CT109
Neg. Cash Volume:	416	Dressed Formula Vol: 4,713
Live Steer Avg:	\$157.00	Steer/Heifer Avg: \$247.94
Live Heifer Avg:	\$157.00	Dressed Neg. Grid Vol: 3,423
Dressed Steer Avg:	N/A	Steer/Heifer Avg: \$246.66
Dressed Heifer Avg:	N/A	TOTAL VOLUME: 8,552
LM CT106	TOTAL WK TO DATE VOLUME:	39,283
Committed:	8,856	Delivered: 6,356

LM CT137	IA-MN	LM CT109
Neg. Cash Volume:	7,739	Dressed Formula Vol: 3,127
Live Steer Avg:	\$157.27	Steer/Heifer Avg: \$252.57
Live Heifer Avg:	\$157.05	Dressed Neg. Grid Vol: 383
Dressed Steer Avg:	\$247.48	Steer/Heifer Avg: \$249.42
Dressed Heifer Avg:	\$248.00	TOTAL VOLUME: 11,249
LM CT106	TOTAL WK TO DATE VOLUME:	37,813
Committed:	10,255	Delivered: 16,278

Friday in Nebraska and Cornbelt cash trading was slow on light to moderate demand. In Nebraska, a few live and dressed purchases traded at 157.00 and at 248.00. However, not enough purchases for a full market trend. Thursday was the last reported market with live purchases from 157.00-159.00 and dressed purchases at 249.00. In the Cornbelt, compared to the last reported market on Thursday live purchases traded steady from 157.00-158.00. Not enough dressed purchases for a market trend. Thursday saw dressed purchases at 249.00. In Colorado cash trading was limited on light demand. A few live purchases traded steady at 157.00, when compared to the last reported market on Thursday. In Kansas cash trading was limited on light demand. A few live purchases traded at 156.00. However, not enough purchases for a full market trend. In the Panhandle cash trading was at a standstill. Wednesday was the reported market in the Plains with live purchases at 155.00.

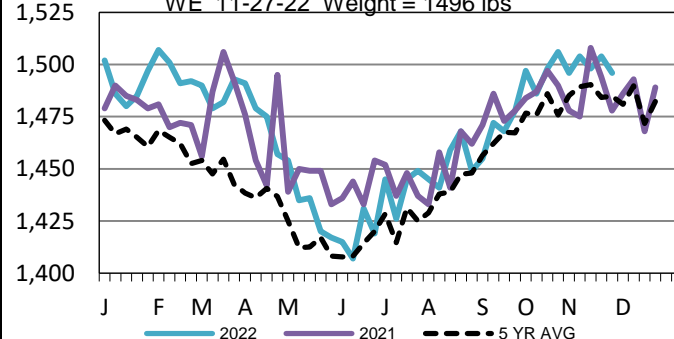
Colorado Formula Carcass Weights

WE 11-27-22 Weight = 888 lbs



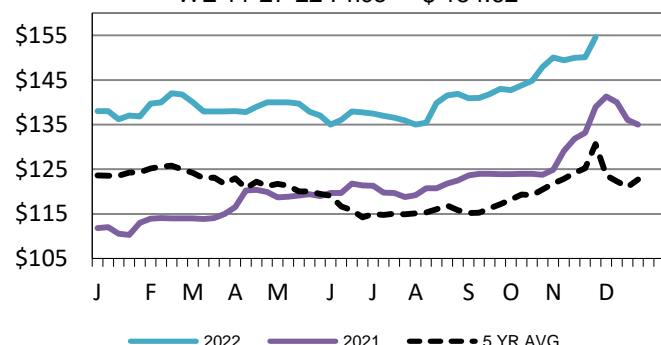
5-Area Negotiated Cash Live Steer Weights

WE 11-27-22 Weight = 1496 lbs



TX-OK-NM Wkly Live Steer Wtd Avg

WE 11-27-22 Price = \$ 154.62



USDA Livestock, Poultry and Grain Market News

St. Joseph, Missouri

Phone: 816-676-7000

stjoe.lpgmn@ams.usda.gov