

Daily Direct Steer and Heifer Slaughter Cattle Summary

For Trade on:

Thursday, December 01, 2022

LM CT100	5-AREA	LM CT109
Neg. Cash Volume:	26,275	Dressed Formula Vol: 48,908
Live Steer Avg:	\$157.41	Steer/Heifer Avg: \$250.32
Live Heifer Avg:	\$157.32	Dressed Neg. Grid Vol: 5,175
Dressed Steer Avg:	\$248.75	Steer/Heifer Avg: \$246.18
Dressed Heifer Avg:	\$247.72	TOTAL VOLUME: 80,358
LM CT106	TOTAL WK TO DATE VOLUME:	255,701
Committed:	75,680	Delivered: 68,603

LM CT118	TX-OK-NM	LM CT109
Neg. Cash Volume:	8,379	Dressed Formula Vol: 12,242
Live Steer Avg:	\$155.00	Steer/Heifer Avg: \$246.69
Live Heifer Avg:	\$154.93	Dressed Neg. Grid Vol: 0
Dressed Steer Avg:	N/A	Steer/Heifer Avg: N/A
Dressed Heifer Avg:	N/A	TOTAL VOLUME: 20,621
LM CT106	TOTAL WK TO DATE VOLUME:	76,106
Committed:	7,022	Delivered: 19,648

LM CT121	KANSAS	LM CT109
Neg. Cash Volume:	325	Dressed Formula Vol: 14,024
Live Steer Avg:	\$155.00	Steer/Heifer Avg: \$249.63
Live Heifer Avg:	N/A	Dressed Neg. Grid Vol: 1,846
Dressed Steer Avg:	\$249.00	Steer/Heifer Avg: \$146.87
Dressed Heifer Avg:	N/A	TOTAL VOLUME: 16,195
LM CT106	TOTAL WK TO DATE VOLUME:	59,772
Committed:	12,272	Delivered: 16,528

LM CT124	NEBRASKA	LM CT109
Neg. Cash Volume:	14,950	Dressed Formula Vol: 15,761
Live Steer Avg:	\$157.51	Steer/Heifer Avg: \$250.86
Live Heifer Avg:	\$157.22	Dressed Neg. Grid Vol: 1,475
Dressed Steer Avg:	\$248.91	Steer/Heifer Avg: \$243.64
Dressed Heifer Avg:	\$248.49	TOTAL VOLUME: 32,186
LM CT106	TOTAL WK TO DATE VOLUME:	62,873
Committed:	28,334	Delivered: 15,433

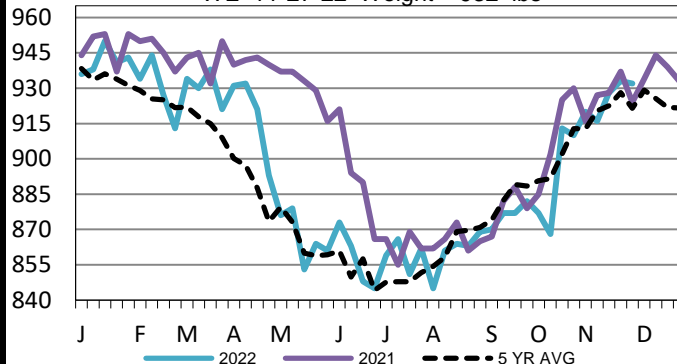
LM CT134	COLORADO	LM CT109
Neg. Cash Volume:	683	Dressed Formula Vol: 4,893
Live Steer Avg:	\$157.00	Steer/Heifer Avg: \$259.86
Live Heifer Avg:	N/A	Dressed Neg. Grid Vol: 959
Dressed Steer Avg:	N/A	Steer/Heifer Avg: \$248.27
Dressed Heifer Avg:	N/A	TOTAL VOLUME: 6,535
LM CT106	TOTAL WK TO DATE VOLUME:	30,731
Committed:	12,057	Delivered: 6,680

LM CT137	IA-MN	LM CT109
Neg. Cash Volume:	10,317	Dressed Formula Vol: 2,482
Live Steer Avg:	\$157.44	Steer/Heifer Avg: \$251.20
Live Heifer Avg:	\$157.37	Dressed Neg. Grid Vol: 895
Dressed Steer Avg:	\$248.45	Steer/Heifer Avg: \$246.72
Dressed Heifer Avg:	\$247.05	TOTAL VOLUME: 13,694
LM CT106	TOTAL WK TO DATE VOLUME:	26,564
Committed:	15,995	Delivered: 10,314

On Thursday in Nebraska and Cornbelt cash trading was slow to moderate with moderate demand. In Nebraska, compared to last week, live purchases traded steady to 1.00 higher from 157.00-159.00 and dressed purchases traded 4.00 higher at 249.00. In the Cornbelt, compared to the prior week, live purchases traded 1.00-2.00 higher from 157.00-158.00 and dressed purchases traded 4.00 higher at 249.00. In Colorado negotiated cash trading was limited on light demand. A few live purchases traded at 157.00, with no recent comparable market. In the Southern Plains negotiated cash trading was mostly inactive on light demand. Not enough purchases for a market trend. In the Southern Plains Wednesday was the last reported market with live purchases at 155.00.

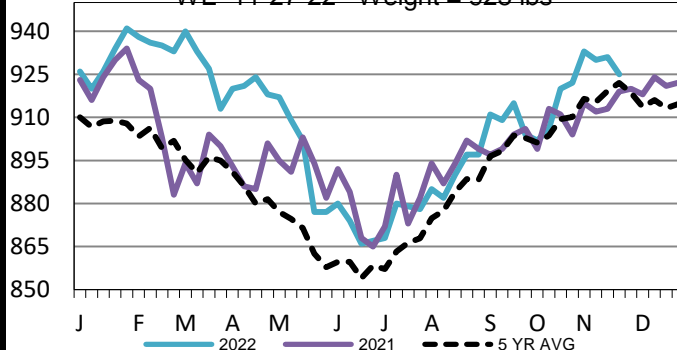
Iowa-Minnesota Formula Carcass Weights

WE 11-27-22 Weight = 932 lbs



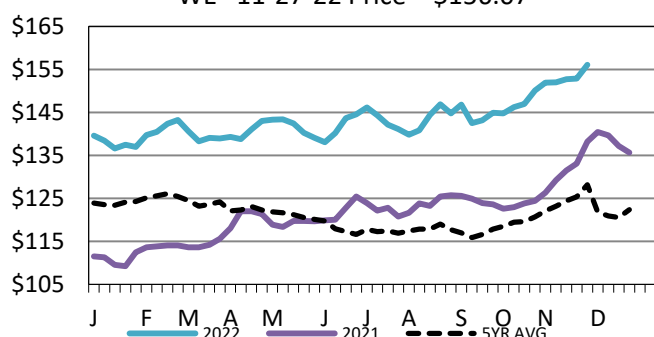
Nebraska Formula Carcass Weights

WE 11-27-22 Weight = 925 lbs



5-Area Live Steer Weighted Average

WE 11-27-22 Price = \$156.07



USDA Livestock, Poultry and Grain Market News

St. Joseph, Missouri

Phone: 816-676-7000

stjoe.lpgmn@ams.usda.gov