

Daily Direct Steer and Heifer Slaughter Cattle Summary

For Trade on:

Wednesday, November 30, 2022

LM CT100	5-AREA	LM CT109
Neg. Cash Volume:	20,726	Dressed Formula Vol: 33,147
Live Steer Avg:	\$155.24	Steer/Heifer Avg: \$246.27
Live Heifer Avg:	\$155.11	Dressed Neg. Grid Vol: 4,190
Dressed Steer Avg:	\$245.00	Steer/Heifer Avg: \$245.97
Dressed Heifer Avg:	N/A	TOTAL VOLUME: 58,063
LM CT106	TOTAL WK TO DATE VOLUME:	175,343
Committed:	83,940	Delivered: 76,160

LM CT118	TX-OK-NM	LM CT109
Neg. Cash Volume:	8,379	Dressed Formula Vol: 18,808
Live Steer Avg:	\$155.00	Steer/Heifer Avg: \$244.46
Live Heifer Avg:	\$154.93	Dressed Neg. Grid Vol: 0
Dressed Steer Avg:	N/A	Steer/Heifer Avg: N/A
Dressed Heifer Avg:	N/A	TOTAL VOLUME: 27,187
LM CT106	TOTAL WK TO DATE VOLUME:	63,864
Committed:	25,343	Delivered: 19,423

LM CT121	KANSAS	LM CT109
Neg. Cash Volume:	9,878	Dressed Formula Vol: 1,739
Live Steer Avg:	\$155.00	Steer/Heifer Avg: \$244.70
Live Heifer Avg:	\$155.00	Dressed Neg. Grid Vol: 1,882
Dressed Steer Avg:	N/A	Steer/Heifer Avg: \$244.12
Dressed Heifer Avg:	N/A	TOTAL VOLUME: 13,499
LM CT106	TOTAL WK TO DATE VOLUME:	43,577
Committed:	31,158	Delivered: 18,400

LM CT124	NEBRASKA	LM CT109
Neg. Cash Volume:	1,391	Dressed Formula Vol: 6,712
Live Steer Avg:	\$157.00	Steer/Heifer Avg: \$249.12
Live Heifer Avg:	\$157.00	Dressed Neg. Grid Vol: 1,320
Dressed Steer Avg:	N/A	Steer/Heifer Avg: \$247.86
Dressed Heifer Avg:	N/A	TOTAL VOLUME: 9,423
LM CT106	TOTAL WK TO DATE VOLUME:	30,687
Committed:	19,031	Delivered: 19,636

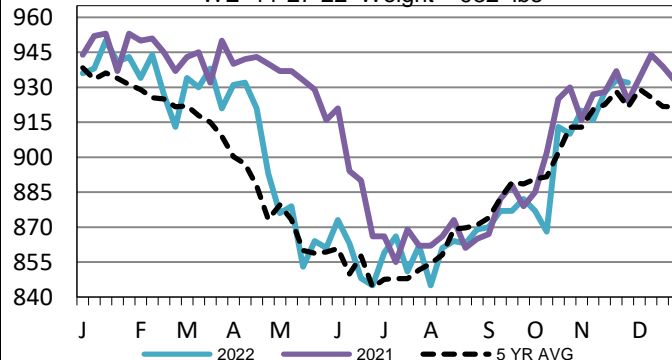
LM CT134	COLORADO	LM CT109
Neg. Cash Volume:	0	Dressed Formula Vol: 2,840
Live Steer Avg:	N/A	Steer/Heifer Avg: \$248.14
Live Heifer Avg:	N/A	Dressed Neg. Grid Vol: 359
Dressed Steer Avg:	N/A	Steer/Heifer Avg: \$248.01
Dressed Heifer Avg:	N/A	TOTAL VOLUME: 3,199
LM CT106	TOTAL WK TO DATE VOLUME:	24,196
Committed:	889	Delivered: 10,573

LM CT137	IA-MN	LM CT109
Neg. Cash Volume:	1,082	Dressed Formula Vol: 3,169
Live Steer Avg:	\$156.51	Steer/Heifer Avg: \$250.94
Live Heifer Avg:	\$156.31	Dressed Neg. Grid Vol: 691
Dressed Steer Avg:	\$245.00	Steer/Heifer Avg: \$246.56
Dressed Heifer Avg:	N/A	TOTAL VOLUME: 4,942
LM CT106	TOTAL WK TO DATE VOLUME:	13,561
Committed:	7,519	Delivered: 8,128

On Wednesday in the Panhandle negotiated cash trading and demand were moderate. Compared to last week live purchases traded steady to 1.00 higher at 155.00. In Kansas cash trading was slow on light demand. Compared to last week live purchases traded steady at 155.00. In Nebraska and the Cornbelt negotiated cash trading was limited on light demand. Not enough purchases for a market trend. The prior week was the last reported market in these regions. In Nebraska live and dressed purchases traded from 157.00-158.00 and at 245.00, respectively. In the Cornbelt live and dressed purchases traded from 155.00 -157.00 and at 245.00, respectively. In Colorado negotiated cash trading was at a standstill. No recent market has been reported.

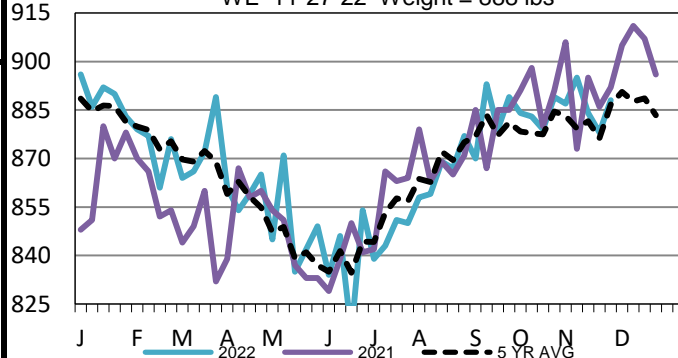
Iowa-Minnesota Formula Carcass Weights

WE 11-27-22 Weight = 932 lbs



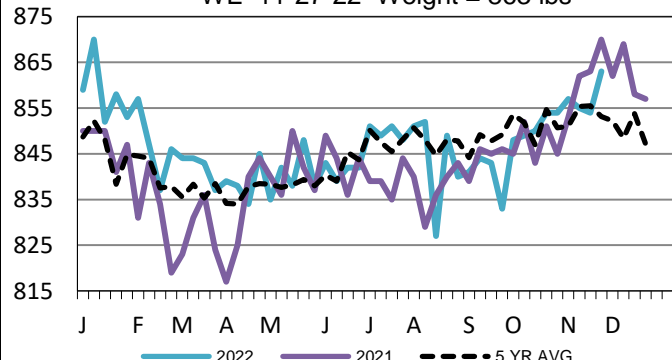
Colorado Formula Carcass Weights

WE 11-27-22 Weight = 888 lbs



TX-OK-NM Formula Carcass Weights

WE 11-27-22 Weight = 863 lbs



USDA Livestock, Poultry and Grain Market News

St. Joseph, Missouri

Phone: 816-676-7000

stjoe.lpgmn@ams.usda.gov