

# Daily Direct Steer and Heifer Slaughter Cattle Summary

For Trade on:

Tuesday, November 29, 2022

<a href="#">LM CT100</a>	<b>5-AREA</b>	<a href="#">LM CT109</a>
<b>Neg. Cash Volume:</b>	446	<b>Dressed Formula Vol:</b> 36,714
<b>Live Steer Avg:</b>	\$157.00	<b>Steer/Heifer Avg:</b> \$250.19
<b>Live Heifer Avg:</b>	N/A	<b>Dressed Neg. Grid Vol:</b> 5,165
<b>Dressed Steer Avg:</b>	N/A	<b>Steer/Heifer Avg:</b> \$244.17
<b>Dressed Heifer Avg:</b>	N/A	<b>TOTAL VOLUME:</b> 42,325
<a href="#">LM CT106</a>	<b>TOTAL WK TO DATE VOLUME:</b>	<b>117,280</b>
<b>Committed:</b>	<b>57,003</b>	<b>Delivered:</b> 70,537

<a href="#">LM CT118</a>	<b>TX-OK-NM</b>	<a href="#">LM CT109</a>
<b>Neg. Cash Volume:</b>	172	<b>Dressed Formula Vol:</b> 11,768
<b>Live Steer Avg:</b>	N/A	<b>Steer/Heifer Avg:</b> \$244.13
<b>Live Heifer Avg:</b>	N/A	<b>Dressed Neg. Grid Vol:</b> 90
<b>Dressed Steer Avg:</b>	N/A	<b>Steer/Heifer Avg:</b> \$221.55
<b>Dressed Heifer Avg:</b>	N/A	<b>TOTAL VOLUME:</b> 12,030
<a href="#">LM CT106</a>	<b>TOTAL WK TO DATE VOLUME:</b>	<b>36,677</b>
<b>Committed:</b>	<b>18,484</b>	<b>Delivered:</b> 17,978

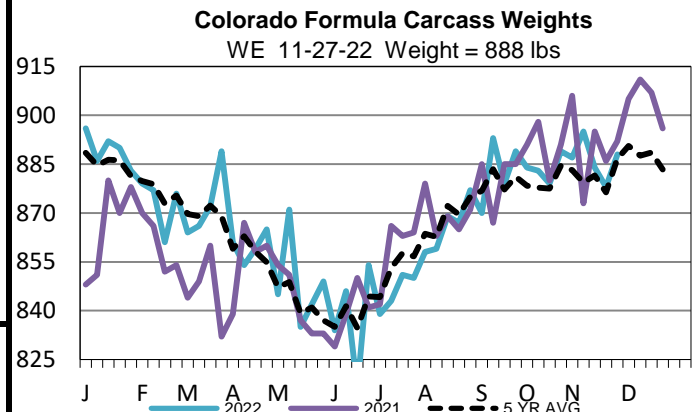
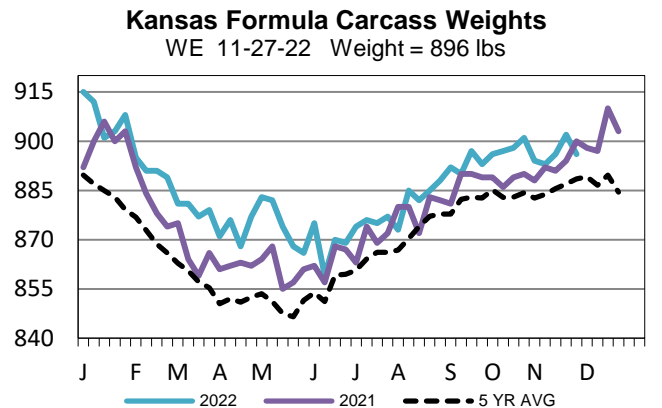
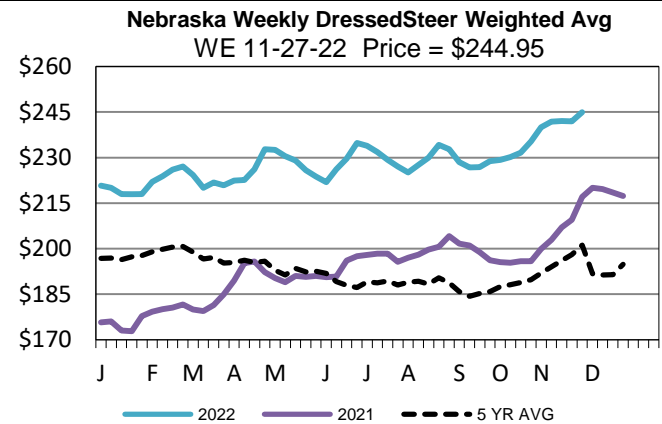
<a href="#">LM CT121</a>	<b>KANSAS</b>	<a href="#">LM CT109</a>
<b>Neg. Cash Volume:</b>	35	<b>Dressed Formula Vol:</b> 7,431
<b>Live Steer Avg:</b>	N/A	<b>Steer/Heifer Avg:</b> \$247.27
<b>Live Heifer Avg:</b>	N/A	<b>Dressed Neg. Grid Vol:</b> 884
<b>Dressed Steer Avg:</b>	N/A	<b>Steer/Heifer Avg:</b> \$243.99
<b>Dressed Heifer Avg:</b>	N/A	<b>TOTAL VOLUME:</b> 8,350
<a href="#">LM CT106</a>	<b>TOTAL WK TO DATE VOLUME:</b>	<b>30,087</b>
<b>Committed:</b>	<b>18,543</b>	<b>Delivered:</b> 17,389

<a href="#">LM CT124</a>	<b>NEBRASKA</b>	<a href="#">LM CT109</a>
<b>Neg. Cash Volume:</b>	44	<b>Dressed Formula Vol:</b> 9,087
<b>Live Steer Avg:</b>	\$157.00	<b>Steer/Heifer Avg:</b> \$256.56
<b>Live Heifer Avg:</b>	N/A	<b>Dressed Neg. Grid Vol:</b> 2,509
<b>Dressed Steer Avg:</b>	N/A	<b>Steer/Heifer Avg:</b> \$244.28
<b>Dressed Heifer Avg:</b>	N/A	<b>TOTAL VOLUME:</b> 11,640
<a href="#">LM CT106</a>	<b>TOTAL WK TO DATE VOLUME:</b>	<b>21,264</b>
<b>Committed:</b>	<b>11,352</b>	<b>Delivered:</b> 20,534

<a href="#">LM CT134</a>	<b>COLORADO</b>	<a href="#">LM CT109</a>
<b>Neg. Cash Volume:</b>	0	<b>Dressed Formula Vol:</b> 6,598
<b>Live Steer Avg:</b>	N/A	<b>Steer/Heifer Avg:</b> \$255.63
<b>Live Heifer Avg:</b>	N/A	<b>Dressed Neg. Grid Vol:</b> 44
<b>Dressed Steer Avg:</b>	N/A	<b>Steer/Heifer Avg:</b> \$252.40
<b>Dressed Heifer Avg:</b>	N/A	<b>TOTAL VOLUME:</b> 6,642
<a href="#">LM CT106</a>	<b>TOTAL WK TO DATE VOLUME:</b>	<b>20,997</b>
<b>Committed:</b>	<b>5,089</b>	<b>Delivered:</b> 4,445

<a href="#">LM CT137</a>	<b>IA-MN</b>	<a href="#">LM CT109</a>
<b>Neg. Cash Volume:</b>	195	<b>Dressed Formula Vol:</b> 1,870
<b>Live Steer Avg:</b>	N/A	<b>Steer/Heifer Avg:</b> \$250.71
<b>Live Heifer Avg:</b>	N/A	<b>Dressed Neg. Grid Vol:</b> 1,638
<b>Dressed Steer Avg:</b>	N/A	<b>Steer/Heifer Avg:</b> \$245.12
<b>Dressed Heifer Avg:</b>	N/A	<b>TOTAL VOLUME:</b> 3,703
<a href="#">LM CT106</a>	<b>TOTAL WK TO DATE VOLUME:</b>	<b>8,619</b>
<b>Committed:</b>	<b>3,535</b>	<b>Delivered:</b> 10,191

On Tuesday negotiated cash trading was at a standstill in the Southern Plains and Colorado. In Nebraska and the Western Cornbelt negotiated cash trading was mostly inactive on very light demand. Not enough purchases for a market trend. The prior week was the last reported market in all regions. In the Texas Panhandle live purchases traded from 154.00-155.00. In Kansas live purchases traded at 155.00. In Nebraska live and dressed purchases traded from 157.00-158.00 and at 245.00, respectively. In the Western Cornbelt live and dressed purchases traded from 155.00-157.00 and at 245.00, respectively.



## USDA Livestock, Poultry and Grain Market News

St. Joseph, Missouri

Phone: 816-676-7000

[stjoe.lpgmn@ams.usda.gov](mailto:stjoe.lpgmn@ams.usda.gov)