

# Daily Direct Steer and Heifer Slaughter Cattle Summary

For Trade on:

Monday, November 28, 2022

<a href="#">LM CT100</a>	<b>5-AREA</b>	<a href="#">LM CT109</a>
Neg. Cash Volume: 350		Dressed Formula Vol: 69,185
Live Steer Avg: \$153.50		Steer/Heifer Avg: \$245.53
Live Heifer Avg: N/A		Dressed Neg. Grid Vol: 5,420
Dressed Steer Avg: N/A		Steer/Heifer Avg: \$244.09
Dressed Heifer Avg: N/A		<b>TOTAL VOLUME: 74,955</b>
<a href="#">LM CT106</a>	<b>TOTAL WK TO DATE VOLUME: 74,955</b>	
Committed: 68,545	Delivered: 76,345	

<a href="#">LM CT118</a>	<b>TX-OK-NM</b>	<a href="#">LM CT109</a>
Neg. Cash Volume: 194		Dressed Formula Vol: 24,215
Live Steer Avg: \$153.50		Steer/Heifer Avg: \$242.83
Live Heifer Avg: N/A		Dressed Neg. Grid Vol: 238
Dressed Steer Avg: N/A		Steer/Heifer Avg: \$243.13
Dressed Heifer Avg: N/A		<b>TOTAL VOLUME: 24,647</b>
<a href="#">LM CT106</a>	<b>TOTAL WK TO DATE VOLUME: 24,647</b>	
Committed: 31,513	Delivered: 18,104	

<a href="#">LM CT121</a>	<b>KANSAS</b>	<a href="#">LM CT109</a>
Neg. Cash Volume: 0		Dressed Formula Vol: 21,153
Live Steer Avg: N/A		Steer/Heifer Avg: \$245.63
Live Heifer Avg: N/A		Dressed Neg. Grid Vol: 584
Dressed Steer Avg: N/A		Steer/Heifer Avg: \$245.94
Dressed Heifer Avg: N/A		<b>TOTAL VOLUME: 21,737</b>
<a href="#">LM CT106</a>	<b>TOTAL WK TO DATE VOLUME: 21,737</b>	
Committed: 13,208	Delivered: 18,128	

<a href="#">LM CT124</a>	<b>NEBRASKA</b>	<a href="#">LM CT109</a>
Neg. Cash Volume: 0		Dressed Formula Vol: 8,606
Live Steer Avg: N/A		Steer/Heifer Avg: \$251.74
Live Heifer Avg: N/A		Dressed Neg. Grid Vol: 1,018
Dressed Steer Avg: N/A		Steer/Heifer Avg: \$246.70
Dressed Heifer Avg: N/A		<b>TOTAL VOLUME: 9,624</b>
<a href="#">LM CT106</a>	<b>TOTAL WK TO DATE VOLUME: 9,624</b>	
Committed: 12,211	Delivered: 16,434	

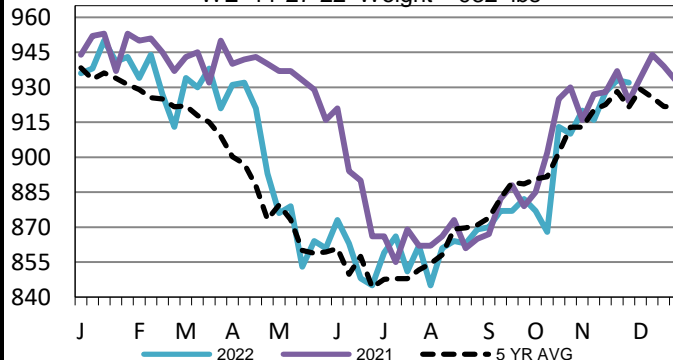
<a href="#">LM CT134</a>	<b>COLORADO</b>	<a href="#">LM CT109</a>
Neg. Cash Volume: 0		Dressed Formula Vol: 12,538
Live Steer Avg: N/A		Steer/Heifer Avg: \$245.89
Live Heifer Avg: N/A		Dressed Neg. Grid Vol: 1,817
Dressed Steer Avg: N/A		Steer/Heifer Avg: \$241.93
Dressed Heifer Avg: N/A		<b>TOTAL VOLUME: 14,355</b>
<a href="#">LM CT106</a>	<b>TOTAL WK TO DATE VOLUME: 14,355</b>	
Committed: 2,245	Delivered: 7,198	

<a href="#">LM CT137</a>	<b>IA-MN</b>	<a href="#">LM CT109</a>
Neg. Cash Volume: 156		Dressed Formula Vol: 2,917
Live Steer Avg: N/A		Steer/Heifer Avg: \$248.14
Live Heifer Avg: N/A		Dressed Neg. Grid Vol: 1,843
Dressed Steer Avg: N/A		Steer/Heifer Avg: \$244.65
Dressed Heifer Avg: N/A		<b>TOTAL VOLUME: 4,916</b>
<a href="#">LM CT106</a>	<b>TOTAL WK TO DATE VOLUME: 4,916</b>	
Committed: 9,368	Delivered: 16,481	

On Monday negotiated cash trading was at a standstill in Kansas and Nebraska. In the Texas Panhandle and Wester Cornbelt negotiated cash trading was mostly inactive on very light demand. Not enough purchases for a market trend. The prior week was the last reported market in all regions. In the Texas Panhandle live purchases traded from 154.00-155.00. In Kanas live purchases traded at 155.00. In Nebraska live and dressed purchases traded from 157.00-158.00 and at 245.00, respectively. In the Western Cornbelt live and dressed purchases traded from 155.00-157.00 and at 245.00, respectively.

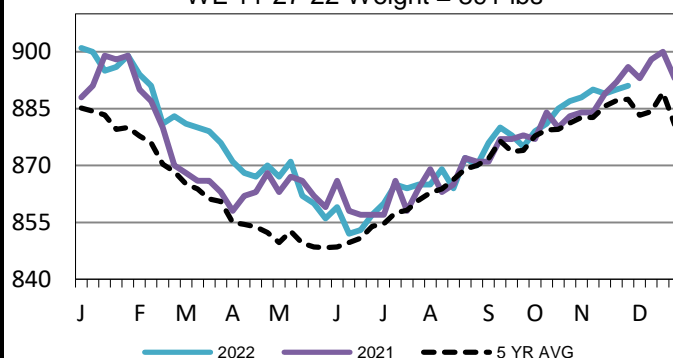
## Iowa-Minnesota Formula Carcass Weights

WE 11-27-22 Weight = 932 lbs



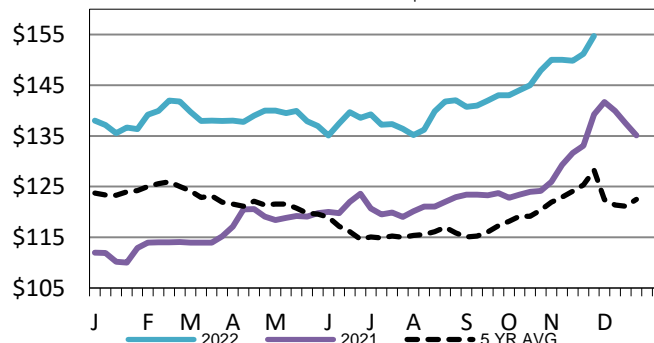
## 5-Area Formula Carcass Weight

WE 11-27-22 Weight = 891 lbs



## Kansas Weekly Live Steer Weighted Average

WE 11-27-22 Price = \$154.71



## USDA Livestock, Poultry and Grain Market News

St. Joseph, Missouri

Phone: 816-676-7000

[stjoe.lpgmn@ams.usda.gov](mailto:stjoe.lpgmn@ams.usda.gov)