

# Daily Direct Steer and Heifer Slaughter Cattle Summary

For Trade on:

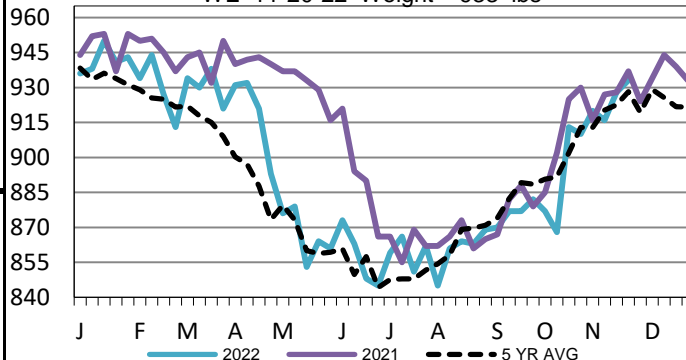
Monday, November 21, 2022

<a href="#">LM CT100</a>	<b>5-AREA</b>	<a href="#">LM CT109</a>
Neg. Cash Volume: 141		Dressed Formula Vol: 47,566
Live Steer Avg: N/A		Steer/Heifer Avg: \$242.06
Live Heifer Avg: N/A		Dressed Neg. Grid Vol: 2,835
Dressed Steer Avg: N/A		Steer/Heifer Avg: \$243.11
Dressed Heifer Avg: N/A		<b>TOTAL VOLUME: 50,542</b>
<a href="#">LM CT106</a>	<b>TOTAL WK TO DATE VOLUME: 50,542</b>	
Committed: 52,828	Delivered: 83,020	

On Monday negotiated cash trading was at a standstill in Kansas and Nebraska. In the Texas Panhandle and Western Cornbelt negotiated cash trading was mostly inactive on very light demand. Not enough purchase for an adequate market test. The latest established market in any feeding region was last week. In the Texas Panhandle live purchases traded at 150.00. In Kansas live purchases traded from 150.00- 152.00. In Nebraska live purchases traded from 153.00-155.00 with dressed purchases at 242.00. In the Western Cornbelt, live purchases traded from 152.00-155.00 and dressed purchases at 242.00.

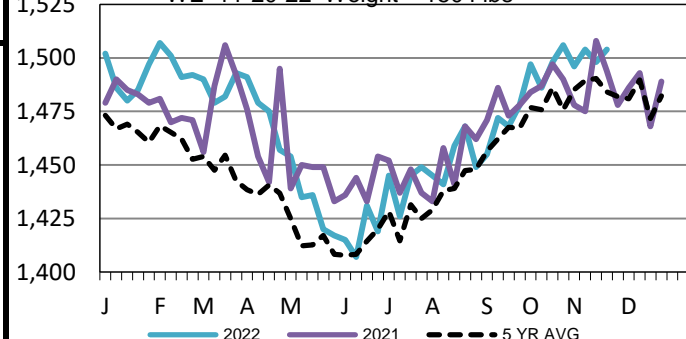
<a href="#">LM CT118</a>	<b>TX-OK-NM</b>	<a href="#">LM CT109</a>
Neg. Cash Volume: 39		Dressed Formula Vol: 20,436
Live Steer Avg: N/A		Steer/Heifer Avg: \$239.22
Live Heifer Avg: N/A		Dressed Neg. Grid Vol: 233
Dressed Steer Avg: N/A		Steer/Heifer Avg: \$234.35
Dressed Heifer Avg: N/A		<b>TOTAL VOLUME: 20,708</b>
<a href="#">LM CT106</a>	<b>TOTAL WK TO DATE VOLUME: 20,708</b>	
Committed: 8,228	Delivered: 23,299	

**Iowa-Minnesota Formula Carcass Weights**  
WE 11-20-22 Weight = 933 lbs



<a href="#">LM CT121</a>	<b>KANSAS</b>	<a href="#">LM CT109</a>
Neg. Cash Volume: 0		Dressed Formula Vol: 15,750
Live Steer Avg: N/A		Steer/Heifer Avg: \$242.87
Live Heifer Avg: N/A		Dressed Neg. Grid Vol: 1,921
Dressed Steer Avg: N/A		Steer/Heifer Avg: \$242.67
Dressed Heifer Avg: N/A		<b>TOTAL VOLUME: 17,671</b>
<a href="#">LM CT106</a>	<b>TOTAL WK TO DATE VOLUME: 17,671</b>	
Committed: 9,957	Delivered: 21,622	

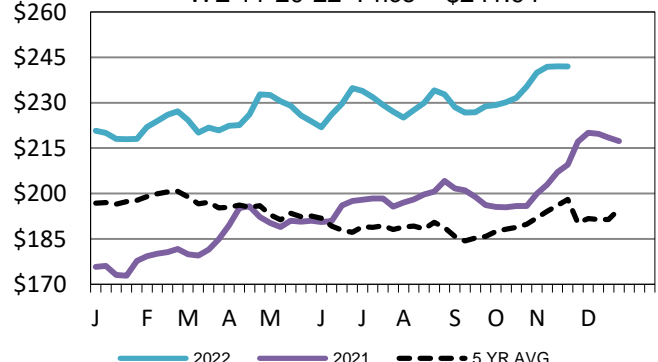
**5-Area Negotiated Cash Live Steer Weights**  
WE 11-20-22 Weight = 1504 lbs



<a href="#">LM CT124</a>	<b>NEBRASKA</b>	<a href="#">LM CT109</a>
Neg. Cash Volume: 0		Dressed Formula Vol: 4,589
Live Steer Avg: N/A		Steer/Heifer Avg: \$245.69
Live Heifer Avg: N/A		Dressed Neg. Grid Vol: 0
Dressed Steer Avg: N/A		Steer/Heifer Avg: N/A
Dressed Heifer Avg: N/A		<b>TOTAL VOLUME: 4,589</b>
<a href="#">LM CT106</a>	<b>TOTAL WK TO DATE VOLUME: 4,589</b>	
Committed: 19,592	Delivered: 18,189	

<a href="#">LM CT134</a>	<b>COLORADO</b>	<a href="#">LM CT109</a>
Neg. Cash Volume: 0		Dressed Formula Vol: 4,580
Live Steer Avg: N/A		Steer/Heifer Avg: \$246.60
Live Heifer Avg: N/A		Dressed Neg. Grid Vol: 43
Dressed Steer Avg: N/A		Steer/Heifer Avg: \$217.68
Dressed Heifer Avg: N/A		<b>TOTAL VOLUME: 4,623</b>
<a href="#">LM CT106</a>	<b>TOTAL WK TO DATE VOLUME: 4,623</b>	
Committed: 3,106	Delivered: 7,418	

**Nebraska Weekly DressedSteer Weighted Avg**  
WE 11-20-22 Price = \$241.94



<a href="#">LM CT137</a>	<b>IA-MN</b>	<a href="#">LM CT109</a>
Neg. Cash Volume: 102		Dressed Formula Vol: 2,340
Live Steer Avg: N/A		Steer/Heifer Avg: \$246.06
Live Heifer Avg: N/A		Dressed Neg. Grid Vol: 712
Dressed Steer Avg: N/A		Steer/Heifer Avg: \$249.19
Dressed Heifer Avg: N/A		<b>TOTAL VOLUME: 3,154</b>
<a href="#">LM CT106</a>	<b>TOTAL WK TO DATE VOLUME: 3,154</b>	
Committed: 11,945	Delivered: 12,492	

## USDA Livestock, Poultry and Grain Market News

St. Joseph, Missouri

Phone: 816-676-7000

[stjoe.lpgmn@ams.usda.gov](mailto:stjoe.lpgmn@ams.usda.gov)