

Daily Direct Steer and Heifer Slaughter Cattle Summary

For Trade on:

Wednesday, November 16, 2022

LM CT100	5-AREA	LM CT109
Neg. Cash Volume:	28,326	Dressed Formula Vol: 27,685
Live Steer Avg:	\$152.01	Steer/Heifer Avg: \$243.55
Live Heifer Avg:	\$151.38	Dressed Neg. Grid Vol: 2,607
Dressed Steer Avg:	\$242.16	Steer/Heifer Avg: \$244.96
Dressed Heifer Avg:	\$241.97	TOTAL VOLUME: 58,618
LM CT106	TOTAL WK TO DATE VOLUME:	163,933
Committed:	80,566	Delivered: 69,584

LM CT118	TX-OK-NM	LM CT109
Neg. Cash Volume:	6,292	Dressed Formula Vol: 13,596
Live Steer Avg:	\$149.78	Steer/Heifer Avg: \$241.98
Live Heifer Avg:	\$150.00	Dressed Neg. Grid Vol: 0
Dressed Steer Avg:	N/A	Steer/Heifer Avg: N/A
Dressed Heifer Avg:	N/A	TOTAL VOLUME: 19,888
LM CT106	TOTAL WK TO DATE VOLUME:	54,972
Committed:	16,020	Delivered: 21,557

LM CT121	KANSAS	LM CT109
Neg. Cash Volume:	2,684	Dressed Formula Vol: 5,611
Live Steer Avg:	\$150.00	Steer/Heifer Avg: \$243.13
Live Heifer Avg:	\$149.87	Dressed Neg. Grid Vol: 470
Dressed Steer Avg:	\$242.00	Steer/Heifer Avg: \$243.63
Dressed Heifer Avg:	N/A	TOTAL VOLUME: 8,765
LM CT106	TOTAL WK TO DATE VOLUME:	38,835
Committed:	16,774	Delivered: 13,488

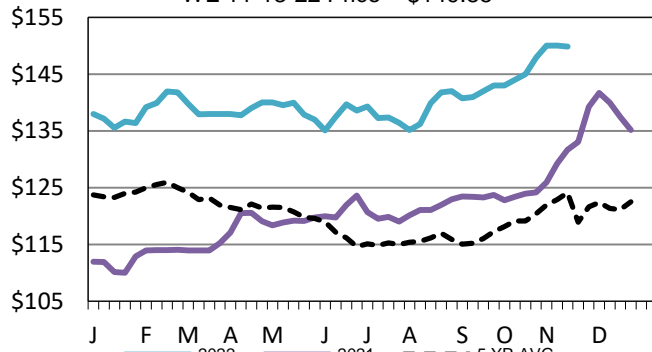
LM CT124	NEBRASKA	LM CT109
Neg. Cash Volume:	12,925	Dressed Formula Vol: 6,236
Live Steer Avg:	\$153.32	Steer/Heifer Avg: \$246.90
Live Heifer Avg:	\$153.28	Dressed Neg. Grid Vol: 1,118
Dressed Steer Avg:	\$242.18	Steer/Heifer Avg: \$249.31
Dressed Heifer Avg:	\$241.96	TOTAL VOLUME: 20,279
LM CT106	TOTAL WK TO DATE VOLUME:	40,106
Committed:	32,565	Delivered: 18,230

LM CT134	COLORADO	LM CT109
Neg. Cash Volume:	0	Dressed Formula Vol: 720
Live Steer Avg:	N/A	Steer/Heifer Avg: \$242.74
Live Heifer Avg:	N/A	Dressed Neg. Grid Vol: 0
Dressed Steer Avg:	N/A	Steer/Heifer Avg: N/A
Dressed Heifer Avg:	N/A	TOTAL VOLUME: 720
LM CT106	TOTAL WK TO DATE VOLUME:	12,800
Committed:	2,944	Delivered: 7,750

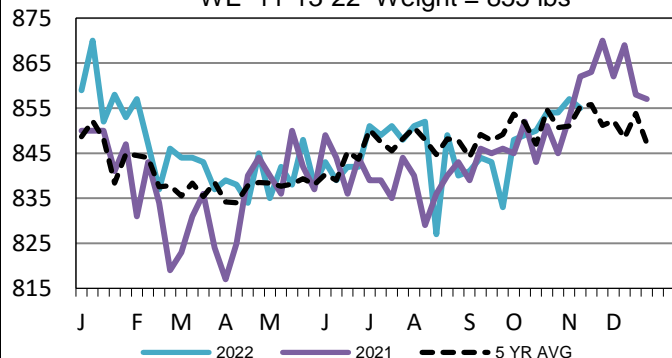
LM CT137	IA-MN	LM CT109
Neg. Cash Volume:	6,425	Dressed Formula Vol: 1,522
Live Steer Avg:	\$152.97	Steer/Heifer Avg: \$245.70
Live Heifer Avg:	\$152.90	Dressed Neg. Grid Vol: 1,019
Dressed Steer Avg:	\$242.00	Steer/Heifer Avg: \$240.79
Dressed Heifer Avg:	\$242.00	TOTAL VOLUME: 8,966
LM CT106	TOTAL WK TO DATE VOLUME:	17,784
Committed:	12,263	Delivered: 8,559

For Wednesday negotiated cash trading was slow to moderate on moderate demand in the Panhandle. Compared to last week live purchases traded steady at 150.00. In Nebraska negotiated cash trading was slow on moderate demand. A few early live and dressed purchases traded steady at 153.00 and 242.00, respectively, when compared to last week. In the Western Cornbelt and Kansas negotiated cash trading was light on light demand. In the Western Cornbelt a few early live purchases traded steady to 1.00 lower at 153.00, when compared to last week. Not enough dressed purchases for a market trend. Last week dressed purchases traded from 240.00-242.00. In Kansas a few live purchases traded at 150.00, however, not enough for a full market trend. Last week live purchases traded at 150.00.

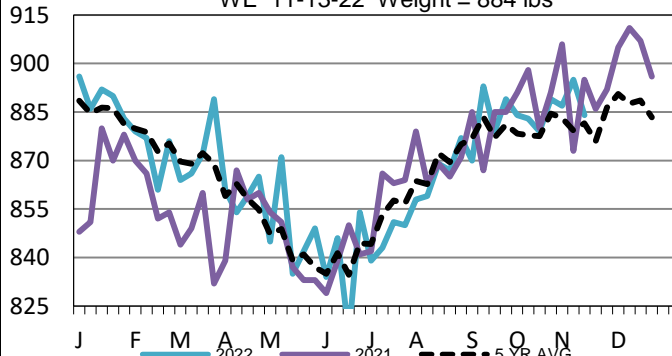
Kansas Weekly Live Steer Weighted Average
WE 11-13-22 Price = \$149.85



TX-OK-NM Formula Carcass Weights
WE 11-13-22 Weight = 855 lbs



Colorado Formula Carcass Weights
WE 11-13-22 Weight = 884 lbs



USDA Livestock, Poultry and Grain Market News

St. Joseph, Missouri

Phone: 816-676-7000

stjoe.lpgmn@ams.usda.gov