

Daily Direct Steer and Heifer Slaughter Cattle Summary

For Trade on:

Tuesday, November 15, 2022

LM CT100	5-AREA	LM CT109
Neg. Cash Volume:	3,227	Dressed Formula Vol: 35,212
Live Steer Avg:	\$152.17	Steer/Heifer Avg: \$248.18
Live Heifer Avg:	\$152.00	Dressed Neg. Grid Vol: 5,402
Dressed Steer Avg:	N/A	Steer/Heifer Avg: \$246.81
Dressed Heifer Avg:	N/A	TOTAL VOLUME: 43,841
LM CT106	TOTAL WK TO DATE VOLUME:	105,315
Committed:	53,546	Delivered: 66,603

LM CT118	TX-OK-NM	LM CT109
Neg. Cash Volume:	0	Dressed Formula Vol: 12,360
Live Steer Avg:	N/A	Steer/Heifer Avg: \$241.43
Live Heifer Avg:	N/A	Dressed Neg. Grid Vol: 0
Dressed Steer Avg:	N/A	Steer/Heifer Avg: N/A
Dressed Heifer Avg:	N/A	TOTAL VOLUME: 12,360
LM CT106	TOTAL WK TO DATE VOLUME:	35,084
Committed:	16,891	Delivered: 20,326

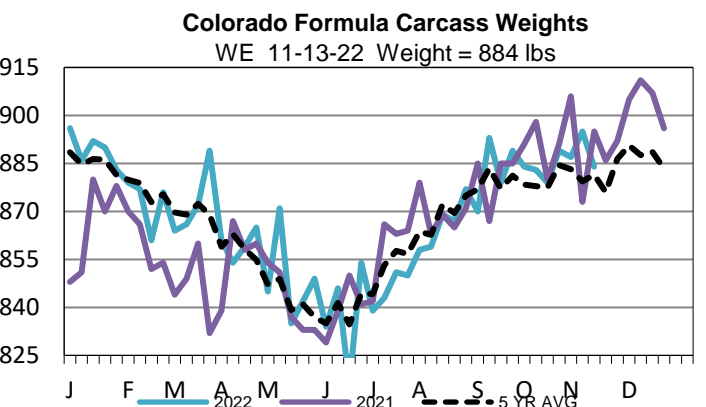
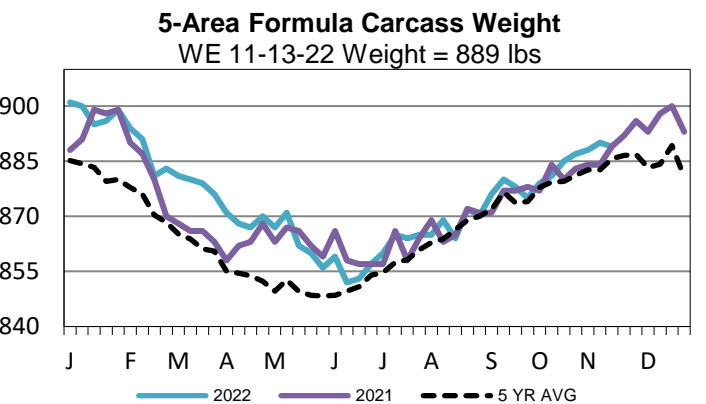
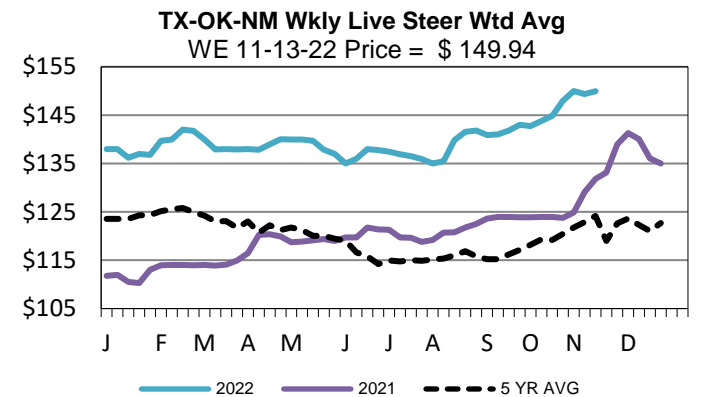
LM CT121	KANSAS	LM CT109
Neg. Cash Volume:	80	Dressed Formula Vol: 6,892
Live Steer Avg:	N/A	Steer/Heifer Avg: \$246.58
Live Heifer Avg:	N/A	Dressed Neg. Grid Vol: 2,214
Dressed Steer Avg:	N/A	Steer/Heifer Avg: \$243.86
Dressed Heifer Avg:	N/A	TOTAL VOLUME: 9,186
LM CT106	TOTAL WK TO DATE VOLUME:	30,070
Committed:	13,412	Delivered: 17,002

LM CT124	NEBRASKA	LM CT109
Neg. Cash Volume:	1,342	Dressed Formula Vol: 7,674
Live Steer Avg:	\$154.50	Steer/Heifer Avg: \$254.06
Live Heifer Avg:	N/A	Dressed Neg. Grid Vol: 1,598
Dressed Steer Avg:	N/A	Steer/Heifer Avg: \$249.73
Dressed Heifer Avg:	N/A	TOTAL VOLUME: 10,614
LM CT106	TOTAL WK TO DATE VOLUME:	19,827
Committed:	13,295	Delivered: 16,512

LM CT134	COLORADO	LM CT109
Neg. Cash Volume:	0	Dressed Formula Vol: 6,455
Live Steer Avg:	N/A	Steer/Heifer Avg: \$256.10
Live Heifer Avg:	N/A	Dressed Neg. Grid Vol: 407
Dressed Steer Avg:	N/A	Steer/Heifer Avg: \$246.10
Dressed Heifer Avg:	N/A	TOTAL VOLUME: 6,862
LM CT106	TOTAL WK TO DATE VOLUME:	12,080
Committed:	2,212	Delivered: 1,678

LM CT137	IA-MN	LM CT109
Neg. Cash Volume:	1,805	Dressed Formula Vol: 2,065
Live Steer Avg:	\$152.17	Steer/Heifer Avg: \$247.54
Live Heifer Avg:	\$152.00	Dressed Neg. Grid Vol: 1,223
Dressed Steer Avg:	N/A	Steer/Heifer Avg: \$248.52
Dressed Heifer Avg:	N/A	TOTAL VOLUME: 5,093
LM CT106	TOTAL WK TO DATE VOLUME:	8,818
Committed:	7,736	Delivered: 11,085

On Tuesday negotiated cash trading was mostly inactive on light demand in the Southern Plains. In Nebraska and Western Cornbelt negotiated cash trading was limited on light demand. Not enough purchases in any region for a market trend. Last week in the Southern Plains live purchases traded at 150.00. For the prior week in Nebraska live and dressed purchases traded at 153.00 and at 242.00, respectively. For the previous week in the Western Cornbelt live and dressed purchases traded from 153.00-154.00 and from 240.00- 242.00, respectively.



USDA Livestock, Poultry and Grain Market News

St. Joseph, Missouri

Phone: 816-676-7000

stjoe.lpgmn@ams.usda.gov