

# Daily Direct Steer and Heifer Slaughter Cattle Summary

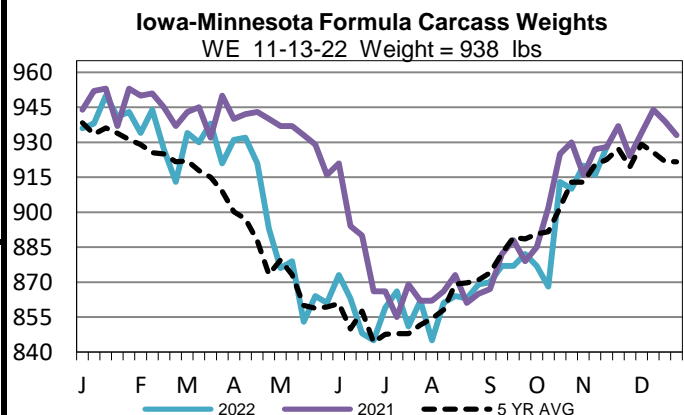
For Trade on:

Monday, November 14, 2022

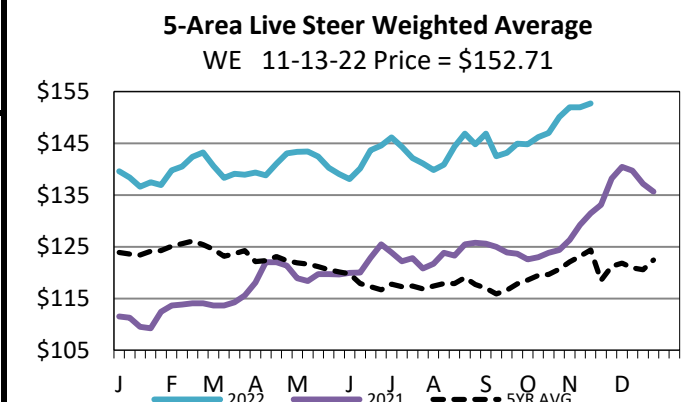
<a href="#">LM CT100</a>	<b>5-AREA</b>	<a href="#">LM CT109</a>
Neg. Cash Volume: 156		Dressed Formula Vol: 55,182
Live Steer Avg: N/A		Steer/Heifer Avg: \$243.85
Live Heifer Avg: N/A		Dressed Neg. Grid Vol: 6,136
Dressed Steer Avg: N/A		Steer/Heifer Avg: \$244.33
Dressed Heifer Avg: N/A		<b>TOTAL VOLUME: 61,474</b>
<a href="#">LM CT106</a>	<b>TOTAL WK TO DATE VOLUME: 61,474</b>	
Committed: 54,172	Delivered: 70,018	

On Monday negotiated cash trading was at a standstill in the Southern Plains and Nebraska. In Western Cornbelt negotiated cash trading was mostly inactive on very light demand. Not enough purchases for a market trend. Last week in the Southern Plains live purchases traded at 150.00. For the prior week in Nebraska live and dressed purchases traded at 153.00 and at 242.00, respectively. For the previous week in the Western Cornbelt live and dressed purchases traded from 153.00-154.00 and from 240.00-242.00, respectively.

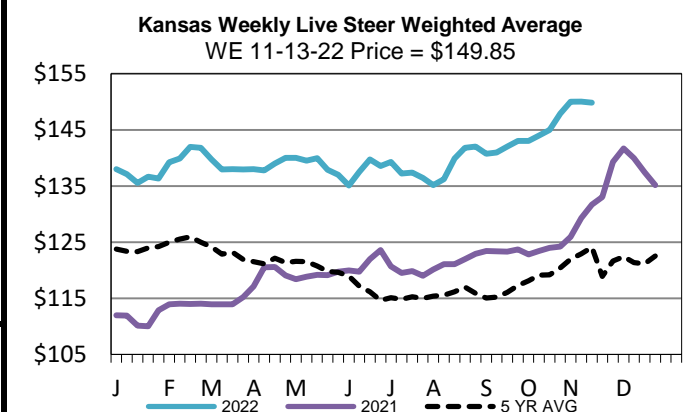
<a href="#">LM CT118</a>	<b>TX-OK-NM</b>	<a href="#">LM CT109</a>
Neg. Cash Volume: 0		Dressed Formula Vol: 22,557
Live Steer Avg: N/A		Steer/Heifer Avg: \$241.88
Live Heifer Avg: N/A		Dressed Neg. Grid Vol: 167
Dressed Steer Avg: N/A		Steer/Heifer Avg: \$240.00
Dressed Heifer Avg: N/A		<b>TOTAL VOLUME: 22,724</b>
<a href="#">LM CT106</a>	<b>TOTAL WK TO DATE VOLUME: 22,724</b>	
Committed: 19,280	Delivered: 18,067	



<a href="#">LM CT121</a>	<b>KANSAS</b>	<a href="#">LM CT109</a>
Neg. Cash Volume: 0		Dressed Formula Vol: 18,339
Live Steer Avg: N/A		Steer/Heifer Avg: \$243.39
Live Heifer Avg: N/A		Dressed Neg. Grid Vol: 2,545
Dressed Steer Avg: N/A		Steer/Heifer Avg: \$243.09
Dressed Heifer Avg: N/A		<b>TOTAL VOLUME: 20,884</b>
<a href="#">LM CT106</a>	<b>TOTAL WK TO DATE VOLUME: 20,884</b>	
Committed: 8,992	Delivered: 15,463	



<a href="#">LM CT124</a>	<b>NEBRASKA</b>	<a href="#">LM CT109</a>
Neg. Cash Volume: 0		Dressed Formula Vol: 7,781
Live Steer Avg: N/A		Steer/Heifer Avg: \$247.76
Live Heifer Avg: N/A		Dressed Neg. Grid Vol: 1,432
Dressed Steer Avg: N/A		Steer/Heifer Avg: \$247.41
Dressed Heifer Avg: N/A		<b>TOTAL VOLUME: 9,213</b>
<a href="#">LM CT106</a>	<b>TOTAL WK TO DATE VOLUME: 9,213</b>	
Committed: 10,577	Delivered: 17,680	



<a href="#">LM CT134</a>	<b>COLORADO</b>	<a href="#">LM CT109</a>
Neg. Cash Volume: 0		Dressed Formula Vol: 4,901
Live Steer Avg: N/A		Steer/Heifer Avg: \$246.66
Live Heifer Avg: N/A		Dressed Neg. Grid Vol: 317
Dressed Steer Avg: N/A		Steer/Heifer Avg: \$247.65
Dressed Heifer Avg: N/A		<b>TOTAL VOLUME: 5,218</b>
<a href="#">LM CT106</a>	<b>TOTAL WK TO DATE VOLUME: 5,218</b>	
Committed: 5,806	Delivered: 7,712	

<a href="#">LM CT137</a>	<b>IA-MN</b>	<a href="#">LM CT109</a>
Neg. Cash Volume: 156		Dressed Formula Vol: 1,793
Live Steer Avg: N/A		Steer/Heifer Avg: \$249.86
Live Heifer Avg: N/A		Dressed Neg. Grid Vol: 1,776
Dressed Steer Avg: N/A		Steer/Heifer Avg: \$243.47
Dressed Heifer Avg: N/A		<b>TOTAL VOLUME: 3,725</b>
<a href="#">LM CT106</a>	<b>TOTAL WK TO DATE VOLUME: 3,725</b>	
Committed: 9,517	Delivered: 11,096	

## USDA Livestock, Poultry and Grain Market News

St. Joseph, Missouri

Phone: 816-676-7000

[stjoe.lpgmn@ams.usda.gov](mailto:stjoe.lpgmn@ams.usda.gov)