

Daily Direct Steer and Heifer Slaughter Cattle Summary

For Trade on:

Friday, November 11, 2022

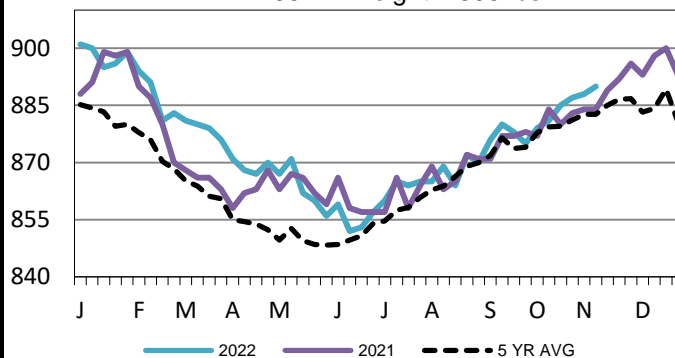
LM CT100	5-AREA	LM CT109
Neg. Cash Volume:	4,910	Dressed Formula Vol: 36,125
Live Steer Avg:	\$152.93	Steer/Heifer Avg: \$244.83
Live Heifer Avg:	\$154.75	Dressed Neg. Grid Vol: 3,767
Dressed Steer Avg:	\$242.16	Steer/Heifer Avg: \$243.52
Dressed Heifer Avg:	\$242.00	TOTAL VOLUME: 44,802
LM CT106	TOTAL WK TO DATE VOLUME:	313,617
Committed:	83,412	Delivered: 89,909

On Friday negotiated cash trading was limited on light demand in Nebraska and Western Cornbelt. In the Southern Plains negotiated cash trading was mostly inactive on very light demand. Not enough purchases for a market trend in any region. Wednesday the last reported market in Southern Plains with live purchases at 150.00 and a few dressed purchases, in Kansas at 238.00. Wednesday was the last reported market in Nebraska with live and dressed purchases at 150.00 and 242.00, respectively. Thursday was the last reported live purchase market in the Western Cornbelt from 153.00-155.00. Wednesday was the last reported dressed purchase market at 242.00.

LM CT118	TX-OK-NM	LM CT109
Neg. Cash Volume:	155	Dressed Formula Vol: 8,248
Live Steer Avg:	\$150.00	Steer/Heifer Avg: \$238.42
Live Heifer Avg:	N/A	Dressed Neg. Grid Vol: 0
Dressed Steer Avg:	N/A	Steer/Heifer Avg: N/A
Dressed Heifer Avg:	N/A	TOTAL VOLUME: 8,403
LM CT106	TOTAL WK TO DATE VOLUME:	83,421
Committed:	23,325	Delivered: 16,212

5-Area Formula Carcass Weight

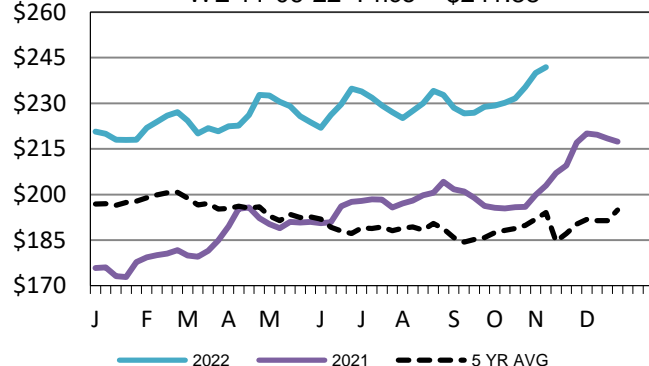
WE 11-06-22 Weight = 890 lbs



LM CT121	KANSAS	LM CT109
Neg. Cash Volume:	120	Dressed Formula Vol: 12,713
Live Steer Avg:	N/A	Steer/Heifer Avg: \$242.32
Live Heifer Avg:	N/A	Dressed Neg. Grid Vol: 793
Dressed Steer Avg:	N/A	Steer/Heifer Avg: \$238.58
Dressed Heifer Avg:	N/A	TOTAL VOLUME: 13,626
LM CT106	TOTAL WK TO DATE VOLUME:	76,665
Committed:	20,346	Delivered: 25,579

Nebraska Weekly Dressed Steer Weighted Avg

WE 11-06-22 Price = \$241.88

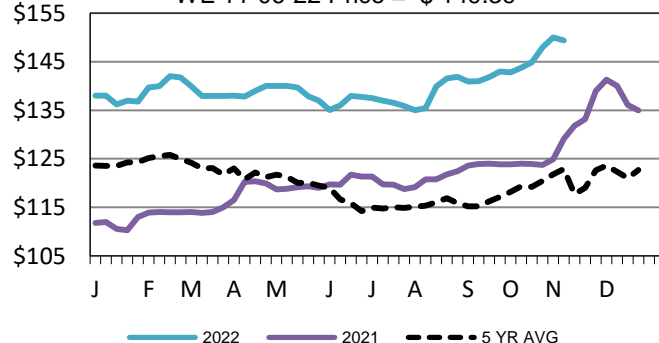


LM CT124	NEBRASKA	LM CT109
Neg. Cash Volume:	1,034	Dressed Formula Vol: 8,230
Live Steer Avg:	\$153.00	Steer/Heifer Avg: \$253.43
Live Heifer Avg:	N/A	Dressed Neg. Grid Vol: 1,871
Dressed Steer Avg:	\$242.00	Steer/Heifer Avg: \$244.09
Dressed Heifer Avg:	N/A	TOTAL VOLUME: 11,135
LM CT106	TOTAL WK TO DATE VOLUME:	74,733
Committed:	14,156	Delivered: 23,847

LM CT134	COLORADO	LM CT109
Neg. Cash Volume:	0	Dressed Formula Vol: 4,699
Live Steer Avg:	N/A	Steer/Heifer Avg: \$245.52
Live Heifer Avg:	N/A	Dressed Neg. Grid Vol: 0
Dressed Steer Avg:	N/A	Steer/Heifer Avg: N/A
Dressed Heifer Avg:	N/A	TOTAL VOLUME: 4,699
LM CT106	TOTAL WK TO DATE VOLUME:	25,856
Committed:	15,294	Delivered: 5,133

TX-OK-NM Wkly Live Steer Wtd Avg

WE 11-06-22 Price = \$149.39



LM CT137	IA-MN	LM CT109
Neg. Cash Volume:	3,597	Dressed Formula Vol: 2,348
Live Steer Avg:	\$152.91	Steer/Heifer Avg: \$249.81
Live Heifer Avg:	\$154.75	Dressed Neg. Grid Vol: 1,103
Dressed Steer Avg:	\$242.31	Steer/Heifer Avg: \$246.12
Dressed Heifer Avg:	\$242.00	TOTAL VOLUME: 7,048
LM CT106	TOTAL WK TO DATE VOLUME:	53,607
Committed:	10,291	Delivered: 19,138

USDA Livestock, Poultry and Grain Market News

St. Joseph, Missouri

Phone: 816-676-7000

stjoe.lpgmn@ams.usda.gov