

## Daily Direct Steer and Heifer Slaughter Cattle Summary

For Trade on:

Tuesday, November 08, 2022

<a href="#">LM CT100</a>	<b>5-AREA</b>	<a href="#">LM CT109</a>
<b>Neg. Cash Volume:</b>	1,745	<b>Dressed Formula Vol:</b> 47,614
Live Steer Avg:	N/A	Steer/Heifer Avg: \$246.72
Live Heifer Avg:	\$153.00	<b>Dressed Neg. Grid Vol:</b> 4,748
Dressed Steer Avg:	\$240.00	Steer/Heifer Avg: \$241.53
Dressed Heifer Avg:	\$242.00	<b>TOTAL VOLUME:</b> 54,107
<a href="#">LM CT106</a>	<b>TOTAL WK TO DATE VOLUME:</b>	<b>110,631</b>
<b>Committed:</b>	<b>62,874</b>	<b>Delivered:</b> 75,896

<a href="#">LM CT118</a>	<b>TX-OK-NM</b>	<a href="#">LM CT109</a>
<b>Neg. Cash Volume:</b>	0	<b>Dressed Formula Vol:</b> 18,862
Live Steer Avg:	N/A	Steer/Heifer Avg: \$242.51
Live Heifer Avg:	N/A	<b>Dressed Neg. Grid Vol:</b> 123
Dressed Steer Avg:	N/A	Steer/Heifer Avg: \$240.61
Dressed Heifer Avg:	N/A	<b>TOTAL VOLUME:</b> 18,985
<a href="#">LM CT106</a>	<b>TOTAL WK TO DATE VOLUME:</b>	<b>39,704</b>
<b>Committed:</b>	<b>22,488</b>	<b>Delivered:</b> 21,291

<a href="#">LM CT121</a>	<b>KANSAS</b>	<a href="#">LM CT109</a>
<b>Neg. Cash Volume:</b>	0	<b>Dressed Formula Vol:</b> 12,421
Live Steer Avg:	N/A	Steer/Heifer Avg: \$246.00
Live Heifer Avg:	N/A	<b>Dressed Neg. Grid Vol:</b> 1,116
Dressed Steer Avg:	N/A	Steer/Heifer Avg: \$240.05
Dressed Heifer Avg:	N/A	<b>TOTAL VOLUME:</b> 13,537
<a href="#">LM CT106</a>	<b>TOTAL WK TO DATE VOLUME:</b>	<b>33,181</b>
<b>Committed:</b>	<b>17,041</b>	<b>Delivered:</b> 14,353

<a href="#">LM CT124</a>	<b>NEBRASKA</b>	<a href="#">LM CT109</a>
<b>Neg. Cash Volume:</b>	0	<b>Dressed Formula Vol:</b> 6,957
Live Steer Avg:	N/A	Steer/Heifer Avg: \$254.78
Live Heifer Avg:	N/A	<b>Dressed Neg. Grid Vol:</b> 2,165
Dressed Steer Avg:	N/A	Steer/Heifer Avg: \$241.55
Dressed Heifer Avg:	N/A	<b>TOTAL VOLUME:</b> 9,122
<a href="#">LM CT106</a>	<b>TOTAL WK TO DATE VOLUME:</b>	<b>16,979</b>
<b>Committed:</b>	<b>13,681</b>	<b>Delivered:</b> 22,247

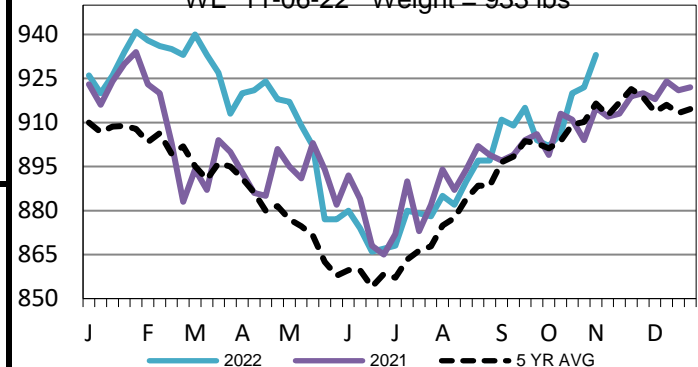
<a href="#">LM CT134</a>	<b>COLORADO</b>	<a href="#">LM CT109</a>
<b>Neg. Cash Volume:</b>	0	<b>Dressed Formula Vol:</b> 7,638
Live Steer Avg:	N/A	Steer/Heifer Avg: \$251.75
Live Heifer Avg:	N/A	<b>Dressed Neg. Grid Vol:</b> 562
Dressed Steer Avg:	N/A	Steer/Heifer Avg: \$240.78
Dressed Heifer Avg:	N/A	<b>TOTAL VOLUME:</b> 8,200
<a href="#">LM CT106</a>	<b>TOTAL WK TO DATE VOLUME:</b>	<b>13,998</b>
<b>Committed:</b>	<b>2,987</b>	<b>Delivered:</b> 7,404

<a href="#">LM CT137</a>	<b>IA-MN</b>	<a href="#">LM CT109</a>
<b>Neg. Cash Volume:</b>	1,745	<b>Dressed Formula Vol:</b> 1,774
Live Steer Avg:	N/A	Steer/Heifer Avg: \$243.33
Live Heifer Avg:	\$153.00	<b>Dressed Neg. Grid Vol:</b> 782
Dressed Steer Avg:	\$240.00	Steer/Heifer Avg: \$244.29
Dressed Heifer Avg:	\$242.00	<b>TOTAL VOLUME:</b> 4,301
<a href="#">LM CT106</a>	<b>TOTAL WK TO DATE VOLUME:</b>	<b>6,946</b>
<b>Committed:</b>	<b>6,677</b>	<b>Delivered:</b> 10,601

For Tuesday negotiated cash trading was at a standstill in the Southern Plains and Nebraska. In the Western Cornbelt negotiated cash trading was limited on light demand. Not enough purchases for a market trend. Last week in the Texas Panhandle live purchases traded from 149.00-150.00. For the prior week in Kansas live purchases traded at 150.00. For the previous week in Nebraska live and dressed purchases traded at 153.00 and 242.00, respectively. Last week in the Western Cornbelt live and dressed purchases traded at 153.00 and from 240.00-242.00, respectively.

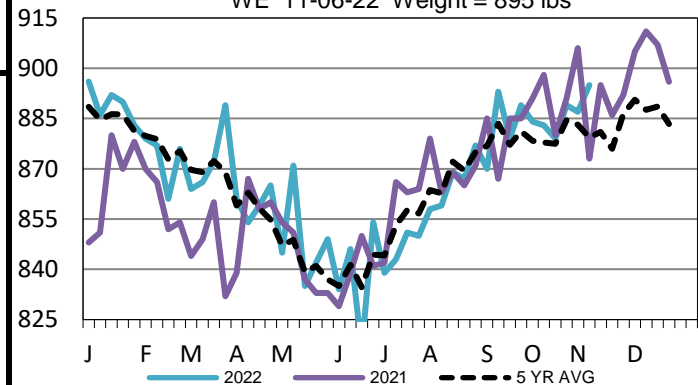
## Nebraska Formula Carcass Weights

WE 11-06-22 Weight = 933 lbs



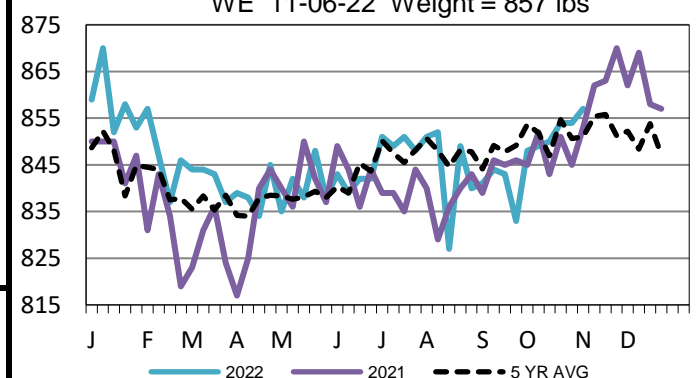
## Colorado Formula Carcass Weights

WE 11-06-22 Weight = 895 lbs



## TX-OK-NM Formula Carcass Weights

WE 11-06-22 Weight = 857 lbs



## USDA Livestock, Poultry and Grain Market News

St. Joseph, Missouri

Phone: 816-676-7000

[stjoe.lpgmn@ams.usda.gov](mailto:stjoe.lpgmn@ams.usda.gov)