

Daily Direct Steer and Heifer Slaughter Cattle Summary

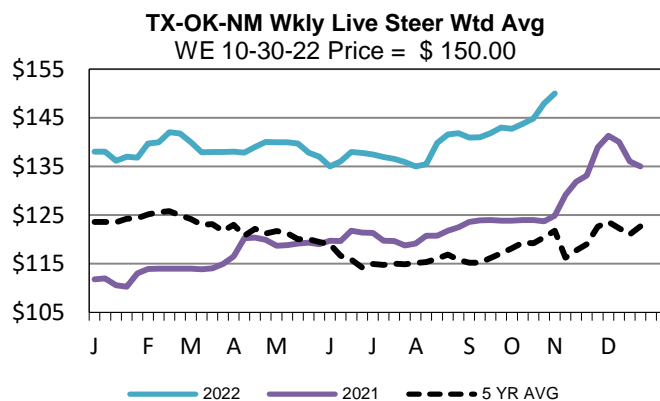
For Trade on:

Friday, November 04, 2022

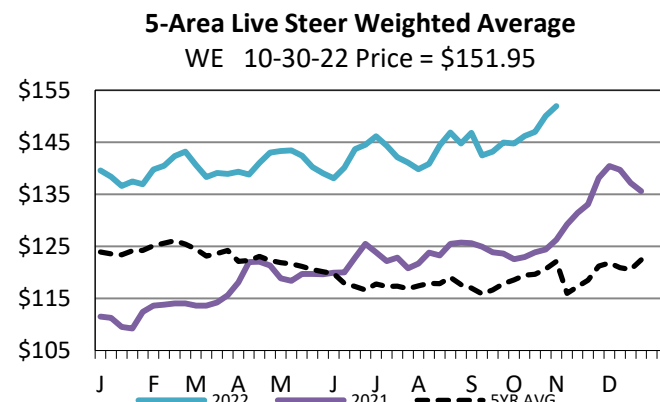
LM CT100	5-AREA	LM CT109
Neg. Cash Volume:	5,717	Dressed Formula Vol: 42,628
Live Steer Avg:	\$152.59	Steer/Heifer Avg: \$243.87
Live Heifer Avg:	\$153.42	Dressed Neg. Grid Vol: 2,733
Dressed Steer Avg:	\$241.37	Steer/Heifer Avg: \$238.80
Dressed Heifer Avg:	\$242.00	TOTAL VOLUME: 51,078
LM CT106	TOTAL WK TO DATE VOLUME:	299,298
Committed:	72,212	Delivered: 80,298

For Friday in the Western Cornbelt negotiated cash trading was slow on light to moderate demand. A few live purchases traded steady with the last reported market on Thursday from 152.00-153.00. Not enough dressed purchases for a market trend. Thursday was the last reported dressed purchase market from 240.00-242.00. In the Southern Plains and Nebraska negotiated cash trading was mostly inactive on very light demand. Not enough purchases for a market trend. Thursday was the last reported market in these regions. In the Southern Plains live purchases traded at 150.00. In Nebraska live and dressed purchases traded at 153.00 and 242.00, respectively.

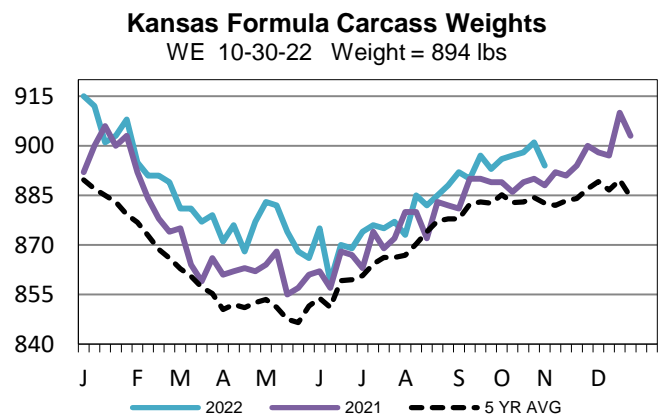
LM CT118	TX-OK-NM	LM CT109
Neg. Cash Volume:	66	Dressed Formula Vol: 12,881
Live Steer Avg:	\$150.00	Steer/Heifer Avg: \$237.92
Live Heifer Avg:	N/A	Dressed Neg. Grid Vol: 0
Dressed Steer Avg:	N/A	Steer/Heifer Avg: N/A
Dressed Heifer Avg:	N/A	TOTAL VOLUME: 12,947
LM CT106	TOTAL WK TO DATE VOLUME:	80,010
Committed:	27,282	Delivered: 21,125



LM CT121	KANSAS	LM CT109
Neg. Cash Volume:	0	Dressed Formula Vol: 12,265
Live Steer Avg:	N/A	Steer/Heifer Avg: \$244.09
Live Heifer Avg:	N/A	Dressed Neg. Grid Vol: 567
Dressed Steer Avg:	N/A	Steer/Heifer Avg: \$239.39
Dressed Heifer Avg:	N/A	TOTAL VOLUME: 12,832
LM CT106	TOTAL WK TO DATE VOLUME:	80,515
Committed:	12,839	Delivered: 24,544



LM CT124	NEBRASKA	LM CT109
Neg. Cash Volume:	678	Dressed Formula Vol: 8,773
Live Steer Avg:	\$150.16	Steer/Heifer Avg: \$251.92
Live Heifer Avg:	N/A	Dressed Neg. Grid Vol: 957
Dressed Steer Avg:	\$241.38	Steer/Heifer Avg: \$236.71
Dressed Heifer Avg:	N/A	TOTAL VOLUME: 10,408
LM CT106	TOTAL WK TO DATE VOLUME:	70,774
Committed:	13,864	Delivered: 18,427



LM CT134	COLORADO	LM CT109
Neg. Cash Volume:	0	Dressed Formula Vol: 6,097
Live Steer Avg:	N/A	Steer/Heifer Avg: \$243.24
Live Heifer Avg:	N/A	Dressed Neg. Grid Vol: 471
Dressed Steer Avg:	N/A	Steer/Heifer Avg: \$242.79
Dressed Heifer Avg:	N/A	TOTAL VOLUME: 6,568
LM CT106	TOTAL WK TO DATE VOLUME:	23,387
Committed:	9,562	Delivered:

LM CT137	IA-MN	LM CT109
Neg. Cash Volume:	4,973	Dressed Formula Vol: 2,722
Live Steer Avg:	\$153.02	Steer/Heifer Avg: \$246.63
Live Heifer Avg:	\$153.42	Dressed Neg. Grid Vol: 758
Dressed Steer Avg:	\$241.37	Steer/Heifer Avg: \$238.54
Dressed Heifer Avg:	\$242.00	TOTAL VOLUME: 8,453
LM CT106	TOTAL WK TO DATE VOLUME:	42,322
Committed:	8,665	Delivered: 16,202

USDA Livestock, Poultry and Grain Market News

St. Joseph, Missouri

Phone: 816-676-7000

stjoe.lpgmn@ams.usda.gov