

# Daily Direct Steer and Heifer Slaughter Cattle Summary

For Trade on:

Tuesday, November 01, 2022

<a href="#">LM CT100</a>	<b>5-AREA</b>	<a href="#">LM CT109</a>
<b>Neg. Cash Volume:</b>	2,084	<b>Dressed Formula Vol:</b> 44,132
<b>Live Steer Avg:</b>	\$152.89	<b>Steer/Heifer Avg:</b> \$243.81
<b>Live Heifer Avg:</b>	\$150.00	<b>Dressed Neg. Grid Vol:</b> 6,483
<b>Dressed Steer Avg:</b>	N/A	<b>Steer/Heifer Avg:</b> \$235.30
<b>Dressed Heifer Avg:</b>	N/A	<b>TOTAL VOLUME:</b> 52,699
<a href="#">LM CT106</a>	<b>TOTAL WK TO DATE VOLUME:</b>	<b>99,579</b>
<b>Committed:</b>	<b>67,003</b>	<b>Delivered:</b> 74,994

<a href="#">LM CT118</a>	<b>TX-OK-NM</b>	<a href="#">LM CT109</a>
<b>Neg. Cash Volume:</b>	0	<b>Dressed Formula Vol:</b> 14,356
<b>Live Steer Avg:</b>	N/A	<b>Steer/Heifer Avg:</b> \$240.40
<b>Live Heifer Avg:</b>	N/A	<b>Dressed Neg. Grid Vol:</b> 269
<b>Dressed Steer Avg:</b>	N/A	<b>Steer/Heifer Avg:</b> \$236.88
<b>Dressed Heifer Avg:</b>	N/A	<b>TOTAL VOLUME:</b> 14,625
<a href="#">LM CT106</a>	<b>TOTAL WK TO DATE VOLUME:</b>	<b>31,434</b>
<b>Committed:</b>	<b>24,968</b>	<b>Delivered:</b> 20,386

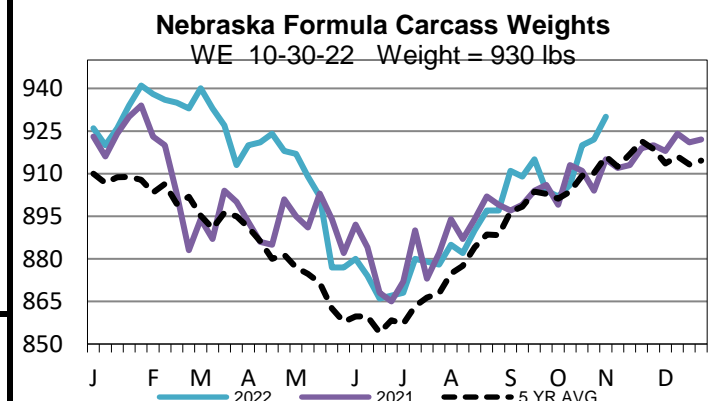
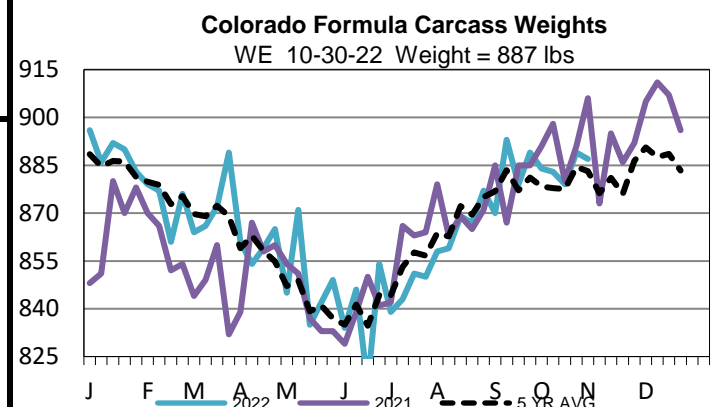
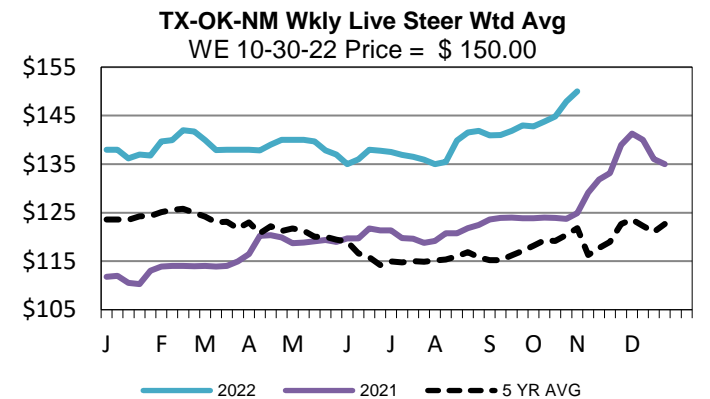
<a href="#">LM CT121</a>	<b>KANSAS</b>	<a href="#">LM CT109</a>
<b>Neg. Cash Volume:</b>	0	<b>Dressed Formula Vol:</b> 14,856
<b>Live Steer Avg:</b>	N/A	<b>Steer/Heifer Avg:</b> \$241.33
<b>Live Heifer Avg:</b>	N/A	<b>Dressed Neg. Grid Vol:</b> 2,885
<b>Dressed Steer Avg:</b>	N/A	<b>Steer/Heifer Avg:</b> \$232.54
<b>Dressed Heifer Avg:</b>	N/A	<b>TOTAL VOLUME:</b> 17,741
<a href="#">LM CT106</a>	<b>TOTAL WK TO DATE VOLUME:</b>	<b>37,022</b>
<b>Committed:</b>	<b>17,282</b>	<b>Delivered:</b> 17,754

<a href="#">LM CT124</a>	<b>NEBRASKA</b>	<a href="#">LM CT109</a>
<b>Neg. Cash Volume:</b>	0	<b>Dressed Formula Vol:</b> 5,753
<b>Live Steer Avg:</b>	N/A	<b>Steer/Heifer Avg:</b> \$250.39
<b>Live Heifer Avg:</b>	N/A	<b>Dressed Neg. Grid Vol:</b> 1,661
<b>Dressed Steer Avg:</b>	N/A	<b>Steer/Heifer Avg:</b> \$237.85
<b>Dressed Heifer Avg:</b>	N/A	<b>TOTAL VOLUME:</b> 7,414
<a href="#">LM CT106</a>	<b>TOTAL WK TO DATE VOLUME:</b>	<b>11,202</b>
<b>Committed:</b>	<b>15,005</b>	<b>Delivered:</b> 18,838

<a href="#">LM CT134</a>	<b>COLORADO</b>	<a href="#">LM CT109</a>
<b>Neg. Cash Volume:</b>	0	<b>Dressed Formula Vol:</b> 7,010
<b>Live Steer Avg:</b>	N/A	<b>Steer/Heifer Avg:</b> \$251.17
<b>Live Heifer Avg:</b>	N/A	<b>Dressed Neg. Grid Vol:</b> 678
<b>Dressed Steer Avg:</b>	N/A	<b>Steer/Heifer Avg:</b> \$236.77
<b>Dressed Heifer Avg:</b>	N/A	<b>TOTAL VOLUME:</b> 7,688
<a href="#">LM CT106</a>	<b>TOTAL WK TO DATE VOLUME:</b>	<b>9,917</b>
<b>Committed:</b>	<b>4,678</b>	<b>Delivered:</b> 7,951

<a href="#">LM CT137</a>	<b>IA-MN</b>	<a href="#">LM CT109</a>
<b>Neg. Cash Volume:</b>	2,084	<b>Dressed Formula Vol:</b> 2,205
<b>Live Steer Avg:</b>	\$152.89	<b>Steer/Heifer Avg:</b> \$242.17
<b>Live Heifer Avg:</b>	\$150.00	<b>Dressed Neg. Grid Vol:</b> 1,024
<b>Dressed Steer Avg:</b>	N/A	<b>Steer/Heifer Avg:</b> \$237.52
<b>Dressed Heifer Avg:</b>	N/A	<b>TOTAL VOLUME:</b> 5,313
<a href="#">LM CT106</a>	<b>TOTAL WK TO DATE VOLUME:</b>	<b>7,177</b>
<b>Committed:</b>	<b>5,070</b>	<b>Delivered:</b> 10,065

For Tuesday negotiated cash trading was at a standstill in the Southern Plains and Nebraska. In the Western Cornbelt negotiated cash trading was limited with light demand. A few live purchases traded at 153.00, however, not enough purchases for a full market trend. Last week in the Southern Plains live purchases traded at 150.00. For the prior week in Nebraska and Western Cornbelt live and dressed purchases traded from 152.00-153.00 and at 240.00, respectively.



## USDA Livestock, Poultry and Grain Market News

St. Joseph, Missouri

Phone: 816-676-7000

[stjoe.lpgmn@ams.usda.gov](mailto:stjoe.lpgmn@ams.usda.gov)