

Daily Direct Steer and Heifer Slaughter Cattle Summary

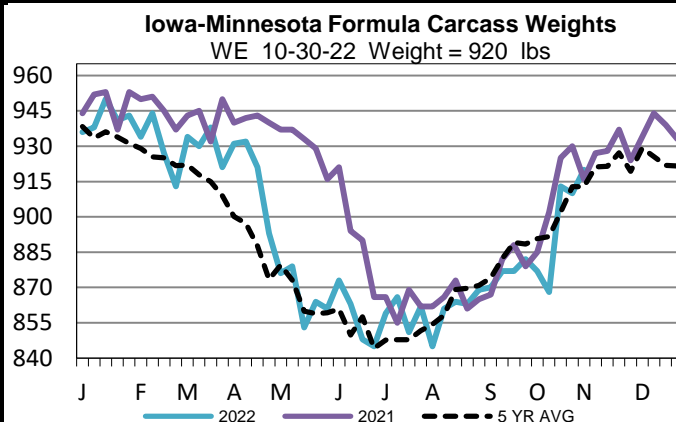
For Trade on:

Monday, October 31, 2022

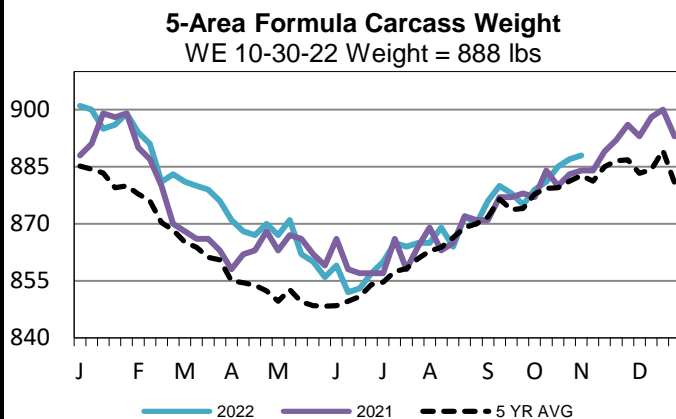
LM CT100	5-AREA	LM CT109
Neg. Cash Volume: 238		Dressed Formula Vol: 42,387
Live Steer Avg: N/A		Steer/Heifer Avg: \$238.77
Live Heifer Avg: N/A		Dressed Neg. Grid Vol: 4,255
Dressed Steer Avg: N/A		Steer/Heifer Avg: \$231.90
Dressed Heifer Avg: N/A		TOTAL VOLUME: 46,880
LM CT106	TOTAL WK TO DATE VOLUME: 46,880	
Committed: 38,862	Delivered: 75,574	

For Monday negotiated cash trading in the Southern Plains was at a standstill. In Nebraska and Western Cornbelt negotiated cash trading was mostly inactive with very light demand. Not enough purchases for a market trend. Last week in the Southern Plains live purchases traded at 150.00. For the prior week in Nebraska and Western Cornbelt live and dressed purchases traded from 152.00-153.00 and at 240.00, respectively.

LM CT118	TX-OK-NM	LM CT109
Neg. Cash Volume: 0		Dressed Formula Vol: 16,809
Live Steer Avg: N/A		Steer/Heifer Avg: \$236.17
Live Heifer Avg: N/A		Dressed Neg. Grid Vol: 0
Dressed Steer Avg: N/A		Steer/Heifer Avg: N/A
Dressed Heifer Avg: N/A		TOTAL VOLUME: 16,809
LM CT106	TOTAL WK TO DATE VOLUME: 16,809	
Committed: 6,483	Delivered: 20,039	

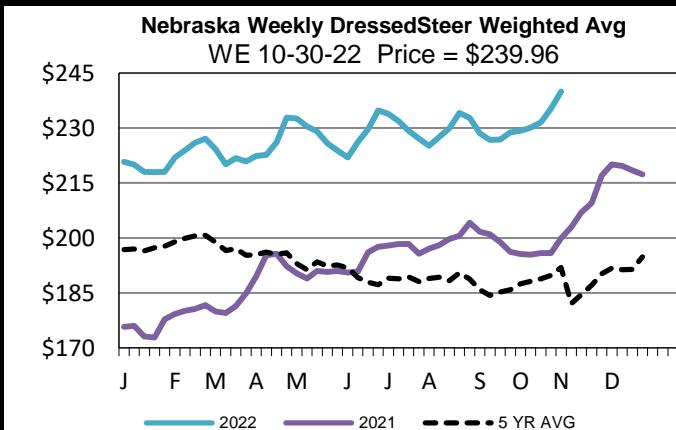


LM CT121	KANSAS	LM CT109
Neg. Cash Volume: 0		Dressed Formula Vol: 17,399
Live Steer Avg: N/A		Steer/Heifer Avg: \$238.96
Live Heifer Avg: N/A		Dressed Neg. Grid Vol: 1,952
Dressed Steer Avg: N/A		Steer/Heifer Avg: \$229.73
Dressed Heifer Avg: N/A		TOTAL VOLUME: 19,351
LM CT106	TOTAL WK TO DATE VOLUME: 19,291	
Committed: 9,717	Delivered: 17,504	



LM CT124	NEBRASKA	LM CT109
Neg. Cash Volume: 120		Dressed Formula Vol: 5,059
Live Steer Avg: N/A		Steer/Heifer Avg: \$243.35
Live Heifer Avg: N/A		Dressed Neg. Grid Vol: 1,609
Dressed Steer Avg: N/A		Steer/Heifer Avg: \$235.62
Dressed Heifer Avg: N/A		TOTAL VOLUME: 6,788
LM CT106	TOTAL WK TO DATE VOLUME: 3,788	
Committed: 8,871	Delivered: 17,425	

LM CT134	COLORADO	LM CT109
Neg. Cash Volume: 0		Dressed Formula Vol: 1,905
Live Steer Avg: N/A		Steer/Heifer Avg: \$243.93
Live Heifer Avg: N/A		Dressed Neg. Grid Vol: 324
Dressed Steer Avg: N/A		Steer/Heifer Avg: \$239.82
Dressed Heifer Avg: N/A		TOTAL VOLUME: 2,229
LM CT106	TOTAL WK TO DATE VOLUME: 2,229	
Committed: 4,506	Delivered: 9,283	



LM CT137	IA-MN	LM CT109
Neg. Cash Volume: 118		Dressed Formula Vol: 1,337
Live Steer Avg: N/A		Steer/Heifer Avg: \$244.07
Live Heifer Avg: N/A		Dressed Neg. Grid Vol: 409
Dressed Steer Avg: N/A		Steer/Heifer Avg: \$223.06
Dressed Heifer Avg: N/A		TOTAL VOLUME: 1,864
LM CT106	TOTAL WK TO DATE VOLUME: 1,864	
Committed: 9,285	Delivered: 11,323	

USDA Livestock, Poultry and Grain Market News

St. Joseph, Missouri

Phone: 816-676-7000

stjoe.lpgmn@ams.usda.gov