

Daily Direct Steer and Heifer Slaughter Cattle Summary

For Trade on:

Thursday, October 27, 2022

LM CT100	5-AREA	LM CT109
Neg. Cash Volume:	50,086	Dressed Formula Vol: 42,657
Live Steer Avg:	\$152.11	Steer/Heifer Avg: \$239.72
Live Heifer Avg:	\$152.00	Dressed Neg. Grid Vol: 6,059
Dressed Steer Avg:	\$239.92	Steer/Heifer Avg: \$233.37
Dressed Heifer Avg:	\$239.89	TOTAL VOLUME: 98,802
LM CT106	TOTAL WK TO DATE VOLUME: 250,478	
Committed:	115,232	Delivered: 75,649

LM CT118	TX-OK-NM	LM CT109
Neg. Cash Volume:	3,728	Dressed Formula Vol: 15,749
Live Steer Avg:	\$150.00	Steer/Heifer Avg: \$236.02
Live Heifer Avg:	\$150.00	Dressed Neg. Grid Vol: 0
Dressed Steer Avg:	N/A	Steer/Heifer Avg: N/A
Dressed Heifer Avg:	N/A	TOTAL VOLUME: 19,477
LM CT106	TOTAL WK TO DATE VOLUME: 66,085	
Committed:	23,583	Delivered: 18,893

LM CT121	KANSAS	LM CT109
Neg. Cash Volume:	5,774	Dressed Formula Vol: 8,581
Live Steer Avg:	\$150.00	Steer/Heifer Avg: \$239.46
Live Heifer Avg:	\$150.00	Dressed Neg. Grid Vol: 1,838
Dressed Steer Avg:	\$238.00	Steer/Heifer Avg: \$228.33
Dressed Heifer Avg:	\$240.00	TOTAL VOLUME: 16,193
LM CT106	TOTAL WK TO DATE VOLUME: 66,129	
Committed:	27,433	Delivered: 18,385

LM CT124	NEBRASKA	LM CT109
Neg. Cash Volume:	20,670	Dressed Formula Vol: 11,413
Live Steer Avg:	\$152.94	Steer/Heifer Avg: \$239.14
Live Heifer Avg:	\$153.22	Dressed Neg. Grid Vol: 2,411
Dressed Steer Avg:	\$239.95	Steer/Heifer Avg: \$234.65
Dressed Heifer Avg:	\$239.92	TOTAL VOLUME: 34,494
LM CT106	TOTAL WK TO DATE VOLUME: 56,278	
Committed:	28,605	Delivered: 16,253

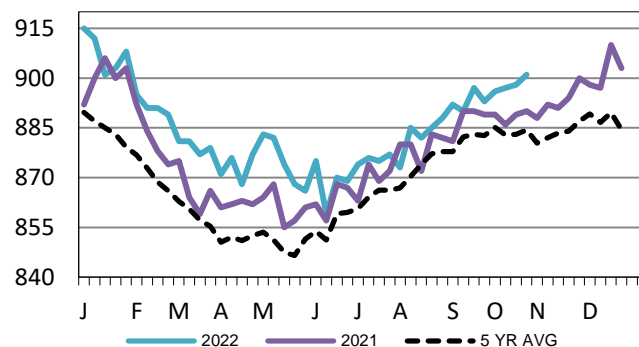
LM CT134	COLORADO	LM CT109
Neg. Cash Volume:	0	Dressed Formula Vol: 4,750
Live Steer Avg:	N/A	Steer/Heifer Avg: \$253.75
Live Heifer Avg:	N/A	Dressed Neg. Grid Vol: 381
Dressed Steer Avg:	N/A	Steer/Heifer Avg: \$241.99
Dressed Heifer Avg:	N/A	TOTAL VOLUME: 5,131
LM CT106	TOTAL WK TO DATE VOLUME: 25,861	
Committed:	11,658	Delivered: 11,059

LM CT137	IA-MN	LM CT109
Neg. Cash Volume:	19,914	Dressed Formula Vol: 2,403
Live Steer Avg:	\$152.52	Steer/Heifer Avg: \$241.06
Live Heifer Avg:	\$152.54	Dressed Neg. Grid Vol: 1,429
Dressed Steer Avg:	\$239.93	Steer/Heifer Avg: \$235.40
Dressed Heifer Avg:	\$239.81	TOTAL VOLUME: 23,746
LM CT106	TOTAL WK TO DATE VOLUME: 36,960	
Committed:	23,953	Delivered: 11,059

On Thursday in the Southern Plains negotiated cash trade was slow on moderate demand. Compared to last week live purchases traded 2.00 higher at 150.00, on a light test. In Nebraska and Western Cornbelt negotiated cash trade was moderate with moderate to good demand. In Nebraska compared to last week live purchases traded 2.00-3.00 higher from 152.00-155.00, and dressed purchases traded 4.00 higher at 240.00, with a few up to 240.75. In the Western Cornbelt compared to last week live purchases traded mostly 1.00-3.00 higher from 151.00-153.00, with a few up to 154.00, and dressed purchases traded 4.00-8.00 higher at 240.00.

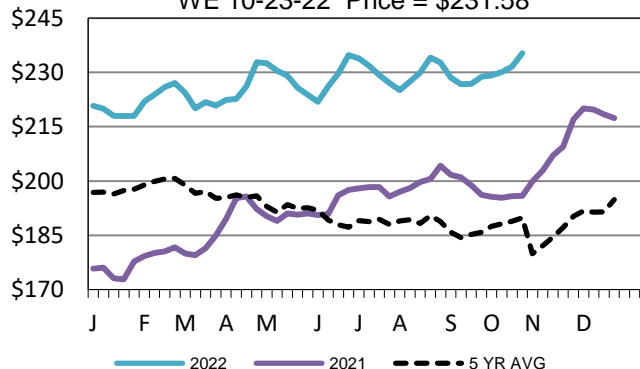
Kansas Formula Carcass Weights

WE 10-23-22 Weight = 901 lbs



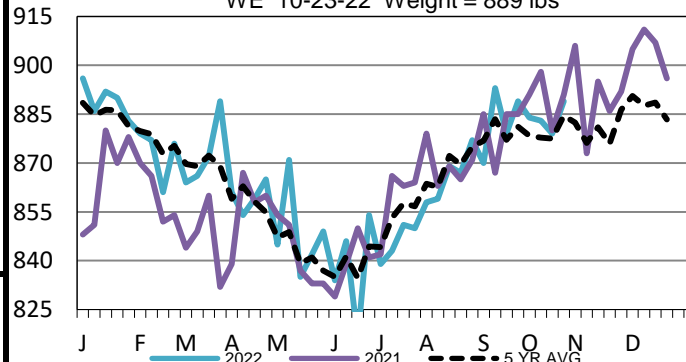
Nebraska Weekly Dressed Steer Weighted Avg

WE 10-23-22 Price = \$231.58



Colorado Formula Carcass Weights

WE 10-23-22 Weight = 889 lbs



USDA Livestock, Poultry and Grain Market News

St. Joseph, Missouri

Phone: 816-676-7000

stjoe.lpgmn@ams.usda.gov