

Daily Direct Steer and Heifer Slaughter Cattle Summary

For Trade on:

Tuesday, October 25, 2022

LM CT100	5-AREA	LM CT109
Neg. Cash Volume: 151		Dressed Formula Vol: 47,059
Live Steer Avg: N/A		Steer/Heifer Avg: \$238.16
Live Heifer Avg: N/A		Dressed Neg. Grid Vol: 4,513
Dressed Steer Avg: N/A		Steer/Heifer Avg: \$232.06
Dressed Heifer Avg: N/A		TOTAL VOLUME: 51,723
LM CT106	TOTAL WK TO DATE VOLUME: 112,732	
Committed: 54,111	Delivered: 73,970	

LM CT118	TX-OK-NM	LM CT109
Neg. Cash Volume: 0		Dressed Formula Vol: 18,001
Live Steer Avg: N/A		Steer/Heifer Avg: \$232.00
Live Heifer Avg: N/A		Dressed Neg. Grid Vol: 0
Dressed Steer Avg: N/A		Steer/Heifer Avg: N/A
Dressed Heifer Avg: N/A		TOTAL VOLUME: 18,001
LM CT106	TOTAL WK TO DATE VOLUME: 34,649	
Committed: 15,417	Delivered: 19,074	

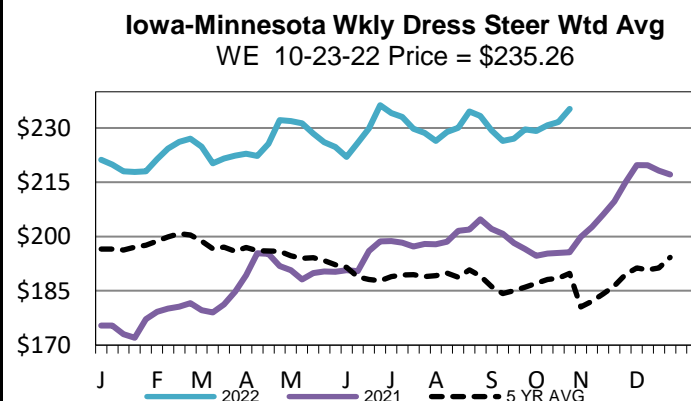
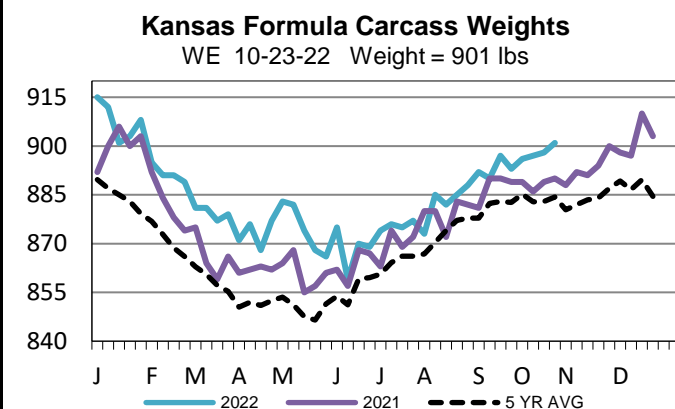
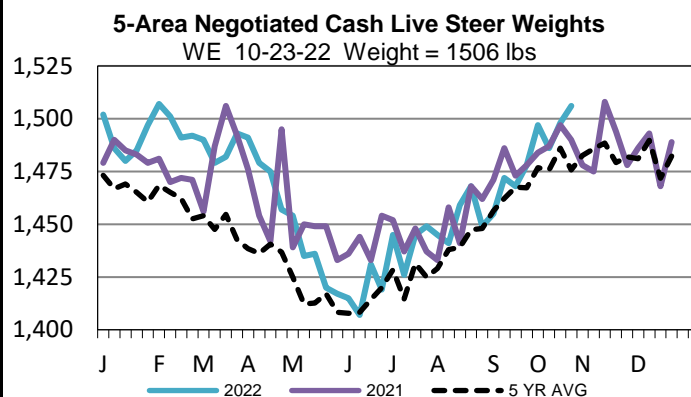
LM CT121	KANSAS	LM CT109
Neg. Cash Volume: 0		Dressed Formula Vol: 14,097
Live Steer Avg: N/A		Steer/Heifer Avg: \$237.68
Live Heifer Avg: N/A		Dressed Neg. Grid Vol: 1,552
Dressed Steer Avg: N/A		Steer/Heifer Avg: \$227.83
Dressed Heifer Avg: N/A		TOTAL VOLUME: 15,649
LM CT106	TOTAL WK TO DATE VOLUME: 37,252	
Committed: 16,810	Delivered: 19,262	

LM CT124	NEBRASKA	LM CT109
Neg. Cash Volume: 0		Dressed Formula Vol: 5,369
Live Steer Avg: N/A		Steer/Heifer Avg: \$249.66
Live Heifer Avg: N/A		Dressed Neg. Grid Vol: 1,356
Dressed Steer Avg: N/A		Steer/Heifer Avg: \$237.24
Dressed Heifer Avg: N/A		TOTAL VOLUME: 6,725
LM CT106	TOTAL WK TO DATE VOLUME: 15,491	
Committed: 10,311	Delivered: 18,906	

LM CT134	COLORADO	LM CT109
Neg. Cash Volume: 0		Dressed Formula Vol: 7,611
Live Steer Avg: N/A		Steer/Heifer Avg: \$245.96
Live Heifer Avg: N/A		Dressed Neg. Grid Vol: 276
Dressed Steer Avg: N/A		Steer/Heifer Avg: \$236.25
Dressed Heifer Avg: N/A		TOTAL VOLUME: 7,887
LM CT106	TOTAL WK TO DATE VOLUME: 18,676	
Committed: 4,028	Delivered: 7,676	

LM CT137	IA-MN	LM CT109
Neg. Cash Volume: 151		Dressed Formula Vol: 2,085
Live Steer Avg: N/A		Steer/Heifer Avg: \$236.47
Live Heifer Avg: N/A		Dressed Neg. Grid Vol: 1,329
Dressed Steer Avg: N/A		Steer/Heifer Avg: \$230.83
Dressed Heifer Avg: N/A		TOTAL VOLUME: 3,565
LM CT106	TOTAL WK TO DATE VOLUME: 7,153	
Committed: 7,545	Delivered: 9,052	

On Tuesday negotiated cash trading in the Southern Plains and Nebraska was at a standstill. In the Western Cornbelt negotiated cash trading was mostly inactive on very light demand. Not enough purchases for a market trend. Last week in the Southern Plains live purchases traded at 148.00. For the prior week in Nebraska live and dressed purchases traded from 150.00-152.00 and at 236.00, respectively. For the previous week in the Western Cornbelt live and dressed purchases traded at 150.00 and from 232.00-236.00, respectively.



USDA Livestock, Poultry and Grain Market News

St. Joseph, Missouri

Phone: 816-676-7000

stjoe.lpgmn@ams.usda.gov