

## Daily Direct Steer and Heifer Slaughter Cattle Summary

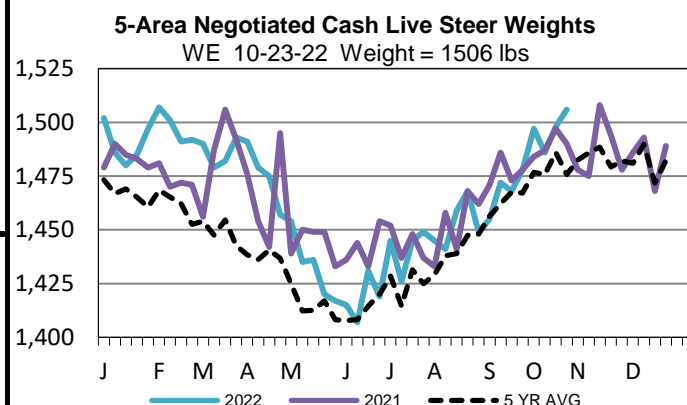
For Trade on:

Friday, October 21, 2022

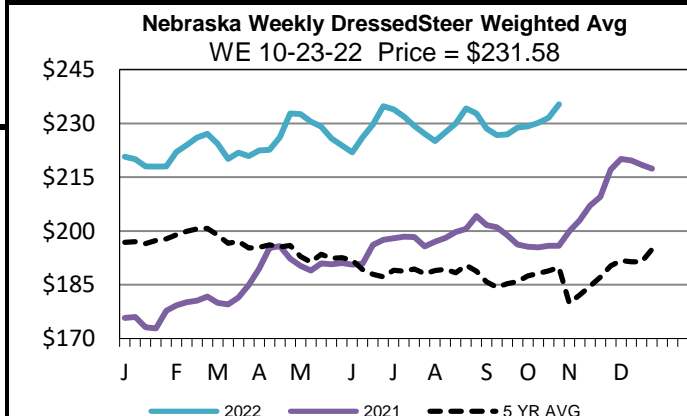
<a href="#">LM CT100</a>	5-AREA	<a href="#">LM CT109</a>	
Neg. Cash Volume:	369	Dressed Formula Vol:	53,946
Live Steer Avg:	N/A	Steer/Heifer Avg:	\$233.75
Live Heifer Avg:	\$151.00	Dressed Neg. Grid Vol:	6,694
Dressed Steer Avg:	N/A	Steer/Heifer Avg:	\$231.03
Dressed Heifer Avg:	N/A	TOTAL VOLUME:	61,009
<a href="#">LM CT106</a>	TOTAL WK TO DATE VOLUME:		61,009
Committed:	61,032	Delivered:	69,680

On Monday negotiated cash trading in the Southern Plains and Nebraska was at a standstill. In the Western Cornbelt negotiated cash trading was mostly inactive on very light demand. Not enough purchases for a market trend. Last week in the Southern Plains live purchases traded at 148.00. For the prior week in Nebraska live and dressed purchases traded from 150.00-152.00 and at 236.00, respectively. For the previous week in the Western Cornbelt live and dressed purchases traded at 150.00 and from 232.00-236.00, respectively.

<a href="#">LM CT118</a>	TX-OK-NM	<a href="#">LM CT109</a>	
Neg. Cash Volume:	0	Dressed Formula Vol:	16,244
Live Steer Avg:	N/A	Steer/Heifer Avg:	\$231.96
Live Heifer Avg:	N/A	Dressed Neg. Grid Vol:	404
Dressed Steer Avg:	N/A	Steer/Heifer Avg:	\$224.95
Dressed Heifer Avg:	N/A	TOTAL VOLUME:	16,648
<a href="#">LM CT106</a>	TOTAL WK TO DATE VOLUME:		16,648
Committed:	5,947	Delivered:	20,214

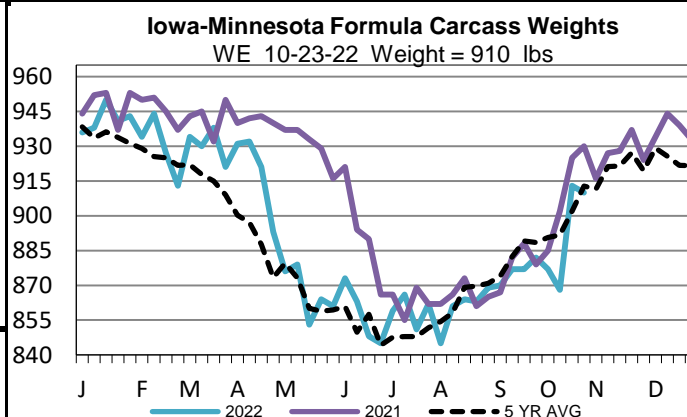


<a href="#">LM CT121</a>	KANSAS	<a href="#">LM CT109</a>	
Neg. Cash Volume:	0	Dressed Formula Vol:	18,935
Live Steer Avg:	N/A	Steer/Heifer Avg:	\$234.72
Live Heifer Avg:	N/A	Dressed Neg. Grid Vol:	2,668
Dressed Steer Avg:	N/A	Steer/Heifer Avg:	\$229.10
Dressed Heifer Avg:	N/A	TOTAL VOLUME:	21,603
<a href="#">LM CT106</a>	TOTAL WK TO DATE VOLUME:		21,603
Committed:	10.112	Delivered:	19.102



<a href="#">LM CT124</a>	NEBRASKA	<a href="#">LM CT109</a>	
Neg. Cash Volume:	0	Dressed Formula Vol:	6,602
Live Steer Avg:	N/A	Steer/Heifer Avg:	\$236.10
Live Heifer Avg:	N/A	Dressed Neg. Grid Vol:	2,164
Dressed Steer Avg:	N/A	Steer/Heifer Avg:	\$232.69
Dressed Heifer Avg:	N/A	TOTAL VOLUME:	8,766
<a href="#">LM CT106</a>	TOTAL WK TO DATE VOLUME:		8,766
Committed:	17.601	Delivered:	14.026

<a href="#">LM CT134</a>	COLORADO	<a href="#">LM CT109</a>	
Neg. Cash Volume:	0	Dressed Formula Vol:	10,502
Live Steer Avg:	N/A	Steer/Heifer Avg:	\$231.95
Live Heifer Avg:	N/A	Dressed Neg. Grid Vol:	287
Dressed Steer Avg:	N/A	Steer/Heifer Avg:	\$236.05
Dressed Heifer Avg:	N/A	TOTAL VOLUME:	10,789
<a href="#">LM CT106</a>	TOTAL WK TO DATE VOLUME:		10,789
Committed:	8,310	Delivered:	6,946



<a href="#">LM CT137</a>	IA-MN	<a href="#">LM CT109</a>	
Neg. Cash Volume:	369	Dressed Formula Vol:	1,852
Live Steer Avg:	N/A	Steer/Heifer Avg:	\$242.13
Live Heifer Avg:	\$151.00	Dressed Neg. Grid Vol:	1,367
Dressed Steer Avg:	N/A	Steer/Heifer Avg:	\$235.63
Dressed Heifer Avg:	N/A	TOTAL VOLUME:	3,588
<a href="#">LM CT106</a>	TOTAL WK TO DATE VOLUME:		3,588
Committed:	19.062	Delivered:	9.392

## USDA Livestock, Poultry and Grain Market News

St. Joseph, Missouri

Phone: 816-676-7000

[stjoe.lpgmn@ams.usda.gov](mailto:stjoe.lpgmn@ams.usda.gov)