

Daily Direct Steer and Heifer Slaughter Cattle Summary

For Trade on:

Wednesday, October 19, 2022

LM CT100	5-AREA	LM CT109
Neg. Cash Volume:	21,434	Dressed Formula Vol: 34,691
Live Steer Avg:	\$149.86	Steer/Heifer Avg: \$236.02
Live Heifer Avg:	\$149.95	Dressed Neg. Grid Vol: 3,109
Dressed Steer Avg:	\$233.38	Steer/Heifer Avg: \$229.54
Dressed Heifer Avg:	\$232.00	TOTAL VOLUME: 59,234
LM CT106	TOTAL WK TO DATE VOLUME:	171,642
Committed:	81,031	Delivered: 68,185

LM CT118	TX-OK-NM	LM CT109
Neg. Cash Volume:	718	Dressed Formula Vol: 15,570
Live Steer Avg:	\$147.00	Steer/Heifer Avg: \$232.63
Live Heifer Avg:	\$147.00	Dressed Neg. Grid Vol: 0
Dressed Steer Avg:	N/A	Steer/Heifer Avg: N/A
Dressed Heifer Avg:	N/A	TOTAL VOLUME: 16,288
LM CT106	TOTAL WK TO DATE VOLUME:	55,388
Committed:	16,348	Delivered: 15,318

LM CT121	KANSAS	LM CT109
Neg. Cash Volume:	885	Dressed Formula Vol: 9,968
Live Steer Avg:	\$147.00	Steer/Heifer Avg: \$235.40
Live Heifer Avg:	\$147.00	Dressed Neg. Grid Vol: 1,173
Dressed Steer Avg:	N/A	Steer/Heifer Avg: \$226.55
Dressed Heifer Avg:	N/A	TOTAL VOLUME: 12,026
LM CT106	TOTAL WK TO DATE VOLUME:	49,029
Committed:	19,025	Delivered: 18,675

LM CT124	NEBRASKA	LM CT109
Neg. Cash Volume:	4,298	Dressed Formula Vol: 5,104
Live Steer Avg:	\$150.13	Steer/Heifer Avg: \$240.90
Live Heifer Avg:	\$150.81	Dressed Neg. Grid Vol: 1,280
Dressed Steer Avg:	\$233.07	Steer/Heifer Avg: \$229.57
Dressed Heifer Avg:	\$232.00	TOTAL VOLUME: 10,682
LM CT106	TOTAL WK TO DATE VOLUME:	27,854
Committed:	23,053	Delivered: 17,082

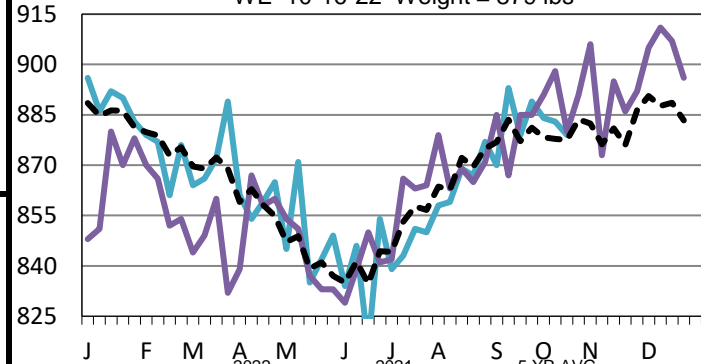
LM CT134	COLORADO	LM CT109
Neg. Cash Volume:	0	Dressed Formula Vol: 1,955
Live Steer Avg:	N/A	Steer/Heifer Avg: \$249.00
Live Heifer Avg:	N/A	Dressed Neg. Grid Vol: 223
Dressed Steer Avg:	N/A	Steer/Heifer Avg: \$232.30
Dressed Heifer Avg:	N/A	TOTAL VOLUME: 2,178
LM CT106	TOTAL WK TO DATE VOLUME:	11,106
Committed:	7,199	Delivered: 7,659

LM CT137	IA-MN	LM CT109
Neg. Cash Volume:	15,533	Dressed Formula Vol: 2,173
Live Steer Avg:	\$150.01	Steer/Heifer Avg: \$241.23
Live Heifer Avg:	\$149.83	Dressed Neg. Grid Vol: 471
Dressed Steer Avg:	\$234.33	Steer/Heifer Avg: \$237.26
Dressed Heifer Avg:	N/A	TOTAL VOLUME: 18,177
LM CT106	TOTAL WK TO DATE VOLUME:	28,537
Committed:	15,406	Delivered: 9,451

On Wednesday in the Western Cornbelt negotiated cash trading was moderate with good demand. Compared to last week live purchases traded 2.00 higher at 150.00. Not enough dressed purchases for a market trend. Last week dressed purchases traded from 230.00-232.00. In Nebraska negotiated cash trading was light on light to moderate demand. A few early live purchases traded at 150.00, however, not enough live or dressed purchases for a market trend. For the prior week live and dressed purchases traded at 148.00 and at 232.00, respectively. In the Southern Plains negotiated cash trading was mostly inactive on light demand. Not enough purchases for a market trend. Last week live purchases traded at 145.00.

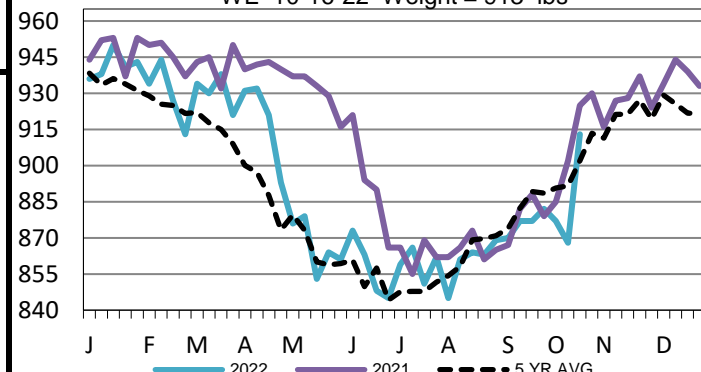
Colorado Formula Carcass Weights

WE 10-16-22 Weight = 879 lbs



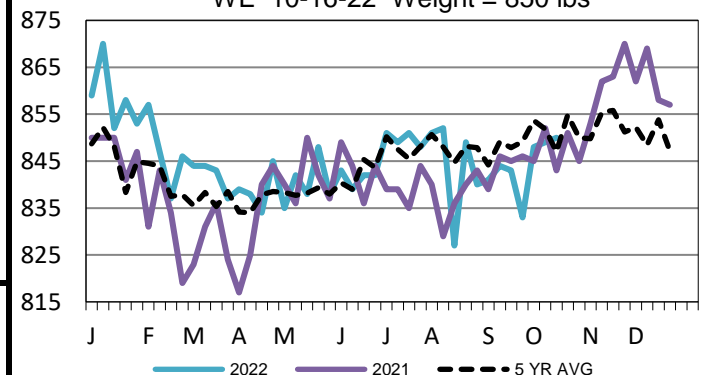
Iowa-Minnesota Formula Carcass Weights

WE 10-16-22 Weight = 913 lbs



TX-OK-NM Formula Carcass Weights

WE 10-16-22 Weight = 850 lbs



USDA Livestock, Poultry and Grain Market News

St. Joseph, Missouri

Phone: 816-676-7000

stjoe.lpgmn@ams.usda.gov