

## Daily Direct Steer and Heifer Slaughter Cattle Summary

For Trade on:

Tuesday, October 18, 2022

<a href="#">LM CT100</a>	<b>5-AREA</b>	<a href="#">LM CT109</a>
<b>Neg. Cash Volume:</b> 6,576	<b>Dressed Formula Vol:</b> 37,117	
<b>Live Steer Avg:</b> \$150.09	<b>Steer/Heifer Avg:</b> \$233.69	
<b>Live Heifer Avg:</b> \$150.00	<b>Dressed Neg. Grid Vol:</b> 3,232	
<b>Dressed Steer Avg:</b> \$232.00	<b>Steer/Heifer Avg:</b> \$231.84	
<b>Dressed Heifer Avg:</b> \$232.00	<b>TOTAL VOLUME:</b> 46,925	
<a href="#">LM CT106</a>	<b>TOTAL WK TO DATE VOLUME:</b> 112,408	
<b>Committed:</b> 58,065	<b>Delivered:</b> 70,057	

<a href="#">LM CT118</a>	<b>TX-OK-NM</b>	<a href="#">LM CT109</a>
<b>Neg. Cash Volume:</b> 0	<b>Dressed Formula Vol:</b> 20,872	
<b>Live Steer Avg:</b> N/A	<b>Steer/Heifer Avg:</b> \$231.46	
<b>Live Heifer Avg:</b> N/A	<b>Dressed Neg. Grid Vol:</b> 425	
<b>Dressed Steer Avg:</b> N/A	<b>Steer/Heifer Avg:</b> \$227.11	
<b>Dressed Heifer Avg:</b> N/A	<b>TOTAL VOLUME:</b> 21,297	
<a href="#">LM CT106</a>	<b>TOTAL WK TO DATE VOLUME:</b> 39,100	
<b>Committed:</b> 14,698	<b>Delivered:</b> 18,193	

<a href="#">LM CT121</a>	<b>KANSAS</b>	<a href="#">LM CT109</a>
<b>Neg. Cash Volume:</b> 120	<b>Dressed Formula Vol:</b> 7,704	
<b>Live Steer Avg:</b> N/A	<b>Steer/Heifer Avg:</b> \$235.65	
<b>Live Heifer Avg:</b> N/A	<b>Dressed Neg. Grid Vol:</b> 1,000	
<b>Dressed Steer Avg:</b> N/A	<b>Steer/Heifer Avg:</b> \$229.43	
<b>Dressed Heifer Avg:</b> N/A	<b>TOTAL VOLUME:</b> 8,824	
<a href="#">LM CT106</a>	<b>TOTAL WK TO DATE VOLUME:</b> 37,011	
<b>Committed:</b> 15,572	<b>Delivered:</b> 16,255	

<a href="#">LM CT124</a>	<b>NEBRASKA</b>	<a href="#">LM CT109</a>
<b>Neg. Cash Volume:</b> 2,673	<b>Dressed Formula Vol:</b> 4,678	
<b>Live Steer Avg:</b> \$150.29	<b>Steer/Heifer Avg:</b> \$239.85	
<b>Live Heifer Avg:</b> \$150.21	<b>Dressed Neg. Grid Vol:</b> 694	
<b>Dressed Steer Avg:</b> N/A	<b>Steer/Heifer Avg:</b> \$233.99	
<b>Dressed Heifer Avg:</b> N/A	<b>TOTAL VOLUME:</b> 8,045	
<a href="#">LM CT106</a>	<b>TOTAL WK TO DATE VOLUME:</b> 17,244	
<b>Committed:</b> 15,411	<b>Delivered:</b> 18,930	

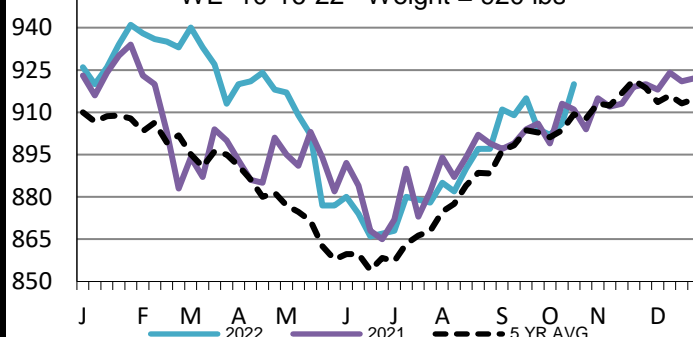
<a href="#">LM CT134</a>	<b>COLORADO</b>	<a href="#">LM CT109</a>
<b>Neg. Cash Volume:</b> 0	<b>Dressed Formula Vol:</b> 1,578	
<b>Live Steer Avg:</b> N/A	<b>Steer/Heifer Avg:</b> \$235.05	
<b>Live Heifer Avg:</b> N/A	<b>Dressed Neg. Grid Vol:</b> 101	
<b>Dressed Steer Avg:</b> N/A	<b>Steer/Heifer Avg:</b> \$233.13	
<b>Dressed Heifer Avg:</b> N/A	<b>TOTAL VOLUME:</b> 1,679	
<a href="#">LM CT106</a>	<b>TOTAL WK TO DATE VOLUME:</b> 8,928	
<b>Committed:</b> 4,079	<b>Delivered:</b> 8,678	

<a href="#">LM CT137</a>	<b>IA-MN</b>	<a href="#">LM CT109</a>
<b>Neg. Cash Volume:</b> 3,683	<b>Dressed Formula Vol:</b> 2,324	
<b>Live Steer Avg:</b> \$150.00	<b>Steer/Heifer Avg:</b> \$234.24	
<b>Live Heifer Avg:</b> \$149.73	<b>Dressed Neg. Grid Vol:</b> 1,012	
<b>Dressed Steer Avg:</b> \$232.00	<b>Steer/Heifer Avg:</b> \$230.94	
<b>Dressed Heifer Avg:</b> \$232.00	<b>TOTAL VOLUME:</b> 7,019	
<a href="#">LM CT106</a>	<b>TOTAL WK TO DATE VOLUME:</b> 10,360	
<b>Committed:</b> 8,305	<b>Delivered:</b> 8,001	

Tuesday cash trade was limited on light to moderate demand in Nebraska and the Cornbelt. In Nebraska a few early live purchases were reported from 150.00-150.50 with a few early live purchases in the Cornbelt at 150.00. However, not enough purchases for an adequate market trend. Trade was mostly inactive on light demand in the Plains on Tuesday. The latest established market in any feeding region was weak, with live purchases in the Southern Plains at 145.00. Last week, in Nebraska live and dressed purchases traded at 148.00 and at 232.00, respectively. For the previous week in the Western live and dressed purchases traded at 148.00 and from 230.00-232.00, respectively.

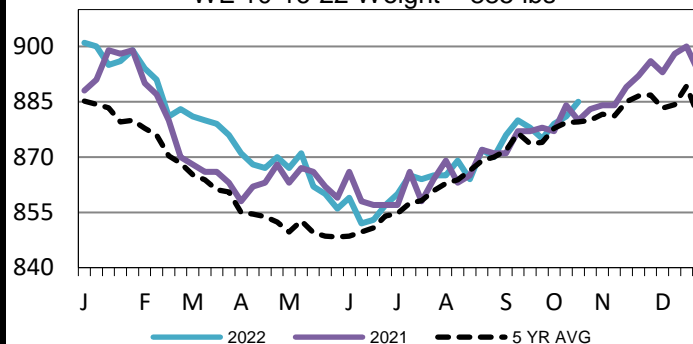
## Nebraska Formula Carcass Weights

WE 10-16-22 Weight = 920 lbs



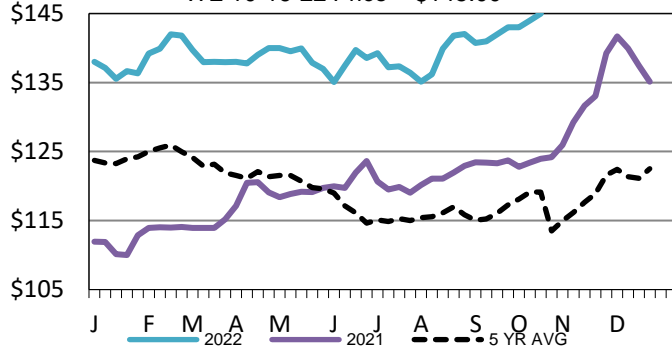
## 5-Area Formula Carcass Weight

WE 10-16-22 Weight = 885 lbs



## Kansas Weekly Live Steer Weighted Average

WE 10-16-22 Price = \$145.00



## USDA Livestock, Poultry and Grain Market News

St. Joseph, Missouri

Phone: 816-676-7000

[stjoe.lpgmn@ams.usda.gov](mailto:stjoe.lpgmn@ams.usda.gov)