

Daily Direct Steer and Heifer Slaughter Cattle Summary

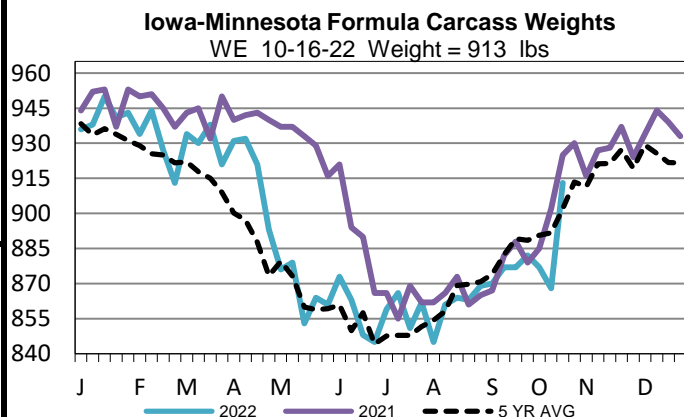
For Trade on:

Monday, October 17, 2022

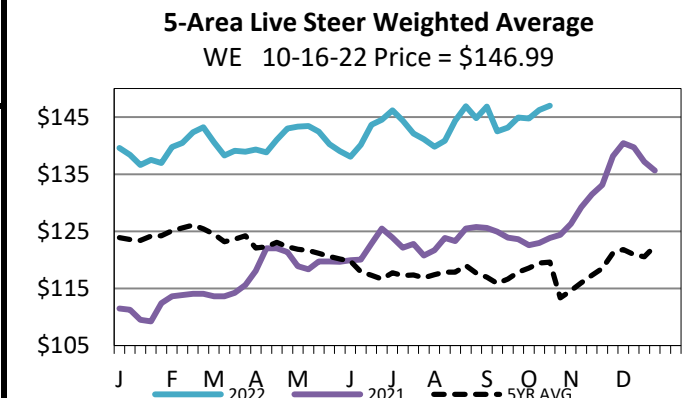
LM CT100	5-AREA	LM CT109	
Neg. Cash Volume:	193	Dressed Formula Vol:	60,165
Live Steer Avg:	\$147.00	Steer/Heifer Avg:	\$232.34
Live Heifer Avg:	N/A	Dressed Neg. Grid Vol:	5,125
Dressed Steer Avg:	N/A	Steer/Heifer Avg:	\$229.04
Dressed Heifer Avg:	N/A	TOTAL VOLUME:	65,483
LM CT106	TOTAL WK TO DATE VOLUME:		65,483
Committed:	51,675	Delivered:	68,992

For Monday negotiated cash trading was at a standstill in the Southern Plains and Nebraska. In the Western Cornbelt negotiated cash trading was mostly inactive on very light demand. Not enough purchases in the Western Cornbelt for a market trend. Last week in the Southern Plains live purchases traded at 145.00. For the prior week in Nebraska live and dressed purchases traded at 148.00 and at 232.00, respectively. For the previous week in the Western Cornbelt live and dressed purchases traded at 148.00 and from 230.00-232.00, respectively.

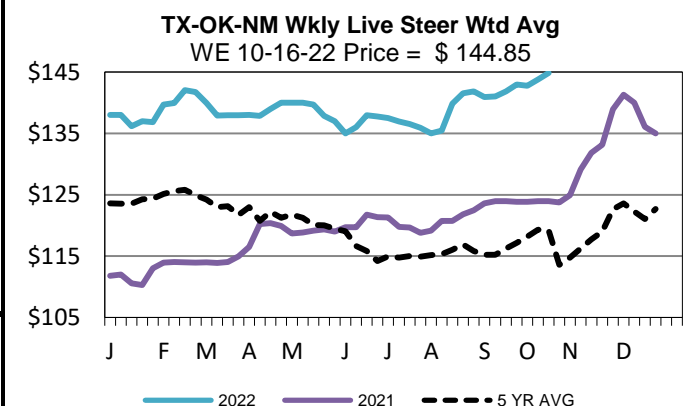
LM CT118	TX-OK-NM	LM CT109	
Neg. Cash Volume:	0	Dressed Formula Vol:	17,803
Live Steer Avg:	N/A	Steer/Heifer Avg:	\$228.69
Live Heifer Avg:	N/A	Dressed Neg. Grid Vol:	0
Dressed Steer Avg:	N/A	Steer/Heifer Avg:	N/A
Dressed Heifer Avg:	N/A	TOTAL VOLUME:	17,803
LM CT106	TOTAL WK TO DATE VOLUME:		17,803
Committed:	8,424	Delivered:	19,224



LM CT121	KANSAS	LM CT109	
Neg. Cash Volume:	0	Dressed Formula Vol:	25,954
Live Steer Avg:	N/A	Steer/Heifer Avg:	\$232.97
Live Heifer Avg:	N/A	Dressed Neg. Grid Vol:	2,233
Dressed Steer Avg:	N/A	Steer/Heifer Avg:	\$228.38
Dressed Heifer Avg:	N/A	TOTAL VOLUME:	28,187
LM CT106	TOTAL WK TO DATE VOLUME:		28,187
Committed:	9,290	Delivered:	14,642



LM CT124	NEBRASKA	LM CT109	
Neg. Cash Volume:	0	Dressed Formula Vol:	7,013
Live Steer Avg:	N/A	Steer/Heifer Avg:	\$236.62
Live Heifer Avg:	N/A	Dressed Neg. Grid Vol:	2,186
Dressed Steer Avg:	N/A	Steer/Heifer Avg:	\$229.35
Dressed Heifer Avg:	N/A	TOTAL VOLUME:	9,199
LM CT106	TOTAL WK TO DATE VOLUME:		9,199
Committed:	10,141	Delivered:	18,053



LM CT134	COLORADO	LM CT109
Neg. Cash Volume:	0	Dressed Formula Vol: 7,249
Live Steer Avg:	N/A	Steer/Heifer Avg: \$233.58
Live Heifer Avg:	N/A	Dressed Neg. Grid Vol: 0
Dressed Steer Avg:	N/A	Steer/Heifer Avg: N/A
Dressed Heifer Avg:	N/A	TOTAL VOLUME: 7,249
LM CT106	TOTAL WK TO DATE VOLUME:	7,249
Committed:	6,078	Delivered: 7,361

LM CT137	IA-MN	LM CT109	
Neg. Cash Volume:	193	Dressed Formula Vol:	2,399
Live Steer Avg:	\$147.00	Steer/Heifer Avg:	\$238.17
Live Heifer Avg:	N/A	Dressed Neg. Grid Vol:	749
Dressed Steer Avg:	N/A	Steer/Heifer Avg:	\$230.94
Dressed Heifer Avg:	N/A	TOTAL VOLUME:	3,341
LM CT106	TOTAL WK TO DATE VOLUME:		3,341
Committed:	17,742	Delivered:	9,712

USDA Livestock, Poultry and Grain Market News

St. Joseph, Missouri

Phone: 816-676-7000

stjoe.lpgmn@ams.usda.gov