

Daily Direct Steer and Heifer Slaughter Cattle Summary

For Trade on:

Friday, October 14, 2022

LM CT100	5-AREA	LM CT109
Neg. Cash Volume:	12,763	Dressed Formula Vol: 39,991
Live Steer Avg:	\$147.81	Steer/Heifer Avg: \$234.41
Live Heifer Avg:	\$147.65	Dressed Neg. Grid Vol: 3,241
Dressed Steer Avg:	\$231.56	Steer/Heifer Avg: \$231.15
Dressed Heifer Avg:	\$231.36	TOTAL VOLUME: 55,995
LM CT106	TOTAL WK TO DATE VOLUME:	277,484
Committed:	66,680	Delivered: 84,302

LM CT118	TX-OK-NM	LM CT109
Neg. Cash Volume:	136	Dressed Formula Vol: 14,713
Live Steer Avg:	\$145.00	Steer/Heifer Avg: \$227.92
Live Heifer Avg:	N/A	Dressed Neg. Grid Vol: 0
Dressed Steer Avg:	N/A	Steer/Heifer Avg: N/A
Dressed Heifer Avg:	N/A	TOTAL VOLUME: 14,849
LM CT106	TOTAL WK TO DATE VOLUME:	75,761
Committed:	24,962	Delivered: 24,160

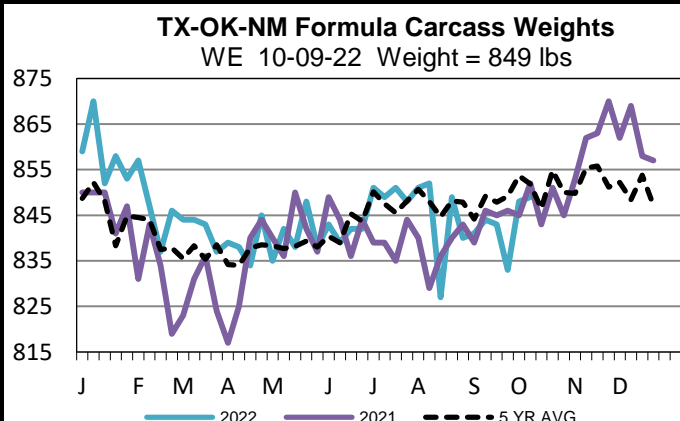
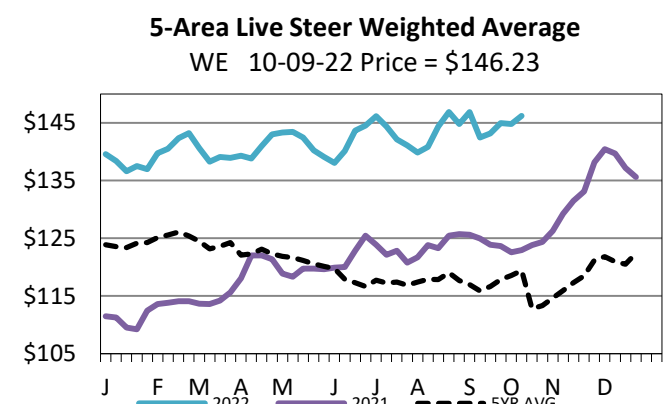
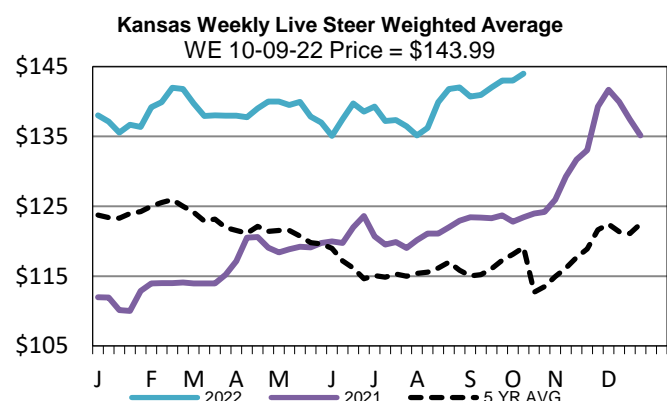
LM CT121	KANSAS	LM CT109
Neg. Cash Volume:	1,403	Dressed Formula Vol: 9,497
Live Steer Avg:	\$145.00	Steer/Heifer Avg: \$234.70
Live Heifer Avg:	\$145.00	Dressed Neg. Grid Vol: 285
Dressed Steer Avg:	N/A	Steer/Heifer Avg: \$225.01
Dressed Heifer Avg:	N/A	TOTAL VOLUME: 11,185
LM CT106	TOTAL WK TO DATE VOLUME:	72,766
Committed:	14,278	Delivered: 19,399

LM CT124	NEBRASKA	LM CT109
Neg. Cash Volume:	4,929	Dressed Formula Vol: 8,499
Live Steer Avg:	\$147.84	Steer/Heifer Avg: \$241.06
Live Heifer Avg:	\$149.01	Dressed Neg. Grid Vol: 1,759
Dressed Steer Avg:	\$230.52	Steer/Heifer Avg: \$229.88
Dressed Heifer Avg:	\$231.27	TOTAL VOLUME: 15,187
LM CT106	TOTAL WK TO DATE VOLUME:	61,549
Committed:	10,186	Delivered: 19,486

LM CT134	COLORADO	LM CT109
Neg. Cash Volume:	0	Dressed Formula Vol: 4,924
Live Steer Avg:	N/A	Steer/Heifer Avg: \$239.43
Live Heifer Avg:	N/A	Dressed Neg. Grid Vol: 0
Dressed Steer Avg:	N/A	Steer/Heifer Avg: N/A
Dressed Heifer Avg:	N/A	TOTAL VOLUME: 4,924
LM CT106	TOTAL WK TO DATE VOLUME:	27,105
Committed:	9,310	Delivered: 1,763

LM CT137	IA-MN	LM CT109
Neg. Cash Volume:	6,295	Dressed Formula Vol: 2,439
Live Steer Avg:	\$148.65	Steer/Heifer Avg: \$239.07
Live Heifer Avg:	\$147.95	Dressed Neg. Grid Vol: 1,277
Dressed Steer Avg:	\$233.42	Steer/Heifer Avg: \$237.11
Dressed Heifer Avg:	\$232.00	TOTAL VOLUME: 10,011
LM CT106	TOTAL WK TO DATE VOLUME:	41,331
Committed:	7,944	Delivered: 19,494

For Friday in Nebraska and Western Cornbelt negotiated cash trading was slow on moderate demand. In Nebraska, a few live and dressed purchases traded steady at 148.00 and 232.00, respectively, when compared to the last reported market on Thursday. In the Western Cornbelt, a few live purchases traded steady at 148.00, when compared to Thursday. Not enough dressed purchases for a market trend. The last reported dressed purchase market was on Thursday at 232.00. In Kansas negotiated cash trading was limited on light demand. A few live purchases traded steady at 145.00, when compared to Thursday. In the Texas Panhandle negotiated cash trading was at a standstill. Thursday was the reported live purchase market at 145.00.



USDA Livestock, Poultry and Grain Market News

St. Joseph, Missouri

Phone: 816-676-7000

stjoe.lpgmn@ams.usda.gov