

Daily Direct Steer and Heifer Slaughter Cattle Summary

For Trade on:

Thursday, October 13, 2022

LM CT100	5-AREA	LM CT109	
Neg. Cash Volume:	34,477	Dressed Formula Vol:	34,988
Live Steer Avg:	\$147.11	Steer/Heifer Avg:	\$235.40
Live Heifer Avg:	\$147.09	Dressed Neg. Grid Vol:	3,158
Dressed Steer Avg:	\$231.86	Steer/Heifer Avg:	\$230.14
Dressed Heifer Avg:	\$231.76	TOTAL VOLUME:	72,623
LM CT106	TOTAL WK TO DATE VOLUME:		221,489
Committed:	86,124	Delivered:	70,502

LM CT118	TX-OK-NM	LM CT109	
Neg. Cash Volume:	4,338	Dressed Formula Vol:	10,365
Live Steer Avg:	\$144.73	Steer/Heifer Avg:	\$232.10
Live Heifer Avg:	\$144.61	Dressed Neg. Grid Vol:	0
Dressed Steer Avg:	N/A	Steer/Heifer Avg:	N/A
Dressed Heifer Avg:	N/A	TOTAL VOLUME:	14,703
LM CT106	TOTAL WK TO DATE VOLUME:		60,912
Committed:	21,529	Delivered:	25,105

LM CT121	KANSAS	LM CT109	
Neg. Cash Volume:	2,245	Dressed Formula Vol:	8,752
Live Steer Avg:	\$145.00	Steer/Heifer Avg:	\$232.58
Live Heifer Avg:	\$145.00	Dressed Neg. Grid Vol:	1,180
Dressed Steer Avg:	\$232.00	Steer/Heifer Avg:	\$228.19
Dressed Heifer Avg:	N/A	TOTAL VOLUME:	12,177
LM CT106	TOTAL WK TO DATE VOLUME:		61,581
Committed:	20,290	Delivered:	15,655

LM CT124	NEBRASKA	LM CT109	
Neg. Cash Volume:	14,410	Dressed Formula Vol:	10,253
Live Steer Avg:	\$147.71	Steer/Heifer Avg:	\$234.96
Live Heifer Avg:	\$147.95	Dressed Neg. Grid Vol:	129
Dressed Steer Avg:	\$232.00	Steer/Heifer Avg:	\$227.32
Dressed Heifer Avg:	\$231.74	TOTAL VOLUME:	24,792
LM CT106	TOTAL WK TO DATE VOLUME:		46,362
Committed:	24,012	Delivered:	16,214

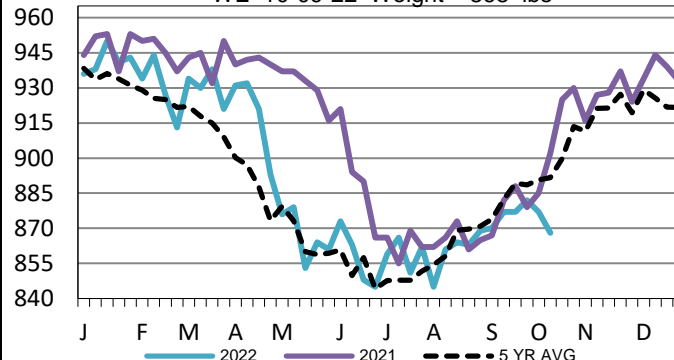
LM CT134	COLORADO	LM CT109	
Neg. Cash Volume:	0	Dressed Formula Vol:	3,842
Live Steer Avg:	N/A	Steer/Heifer Avg:	\$252.38
Live Heifer Avg:	N/A	Dressed Neg. Grid Vol:	1,252
Dressed Steer Avg:	N/A	Steer/Heifer Avg:	\$231.28
Dressed Heifer Avg:	N/A	TOTAL VOLUME:	5,094
LM CT106	TOTAL WK TO DATE VOLUME:		22,181
Committed:	4,811	Delivered:	4,222

LM CT137	IA-MN	LM CT109	
Neg. Cash Volume:	13,484	Dressed Formula Vol:	1,936
Live Steer Avg:	\$147.80	Steer/Heifer Avg:	\$235.09
Live Heifer Avg:	\$147.51	Dressed Neg. Grid Vol:	597
Dressed Steer Avg:	\$231.56	Steer/Heifer Avg:	\$232.20
Dressed Heifer Avg:	\$231.78	TOTAL VOLUME:	16,017
LM CT106	TOTAL WK TO DATE VOLUME:		31,320
Committed:	15,482	Delivered:	9,306

For Thursday in Nebraska and Western Cornbelt negotiated cash trading and demand were moderate. In Nebraska compared to last week the bulk of live purchases traded steady to 3.00 higher at 148.00 and dressed purchases traded 2.00 higher at 232.00. In the Western Cornbelt compared to last week the bulk of live purchases traded unevenly steady at 148.00 and dressed purchases traded 2.00 higher at 232.00, a light test of dressed purchases was noted. In the Texas Panhandle negotiated cash trading was slow on moderate demand. In Kansas negotiated cash trading was slow on moderate demand. Compared to the last reported market on Wednesday live purchases traded mostly steady at 145.00 in the Southern Plains.

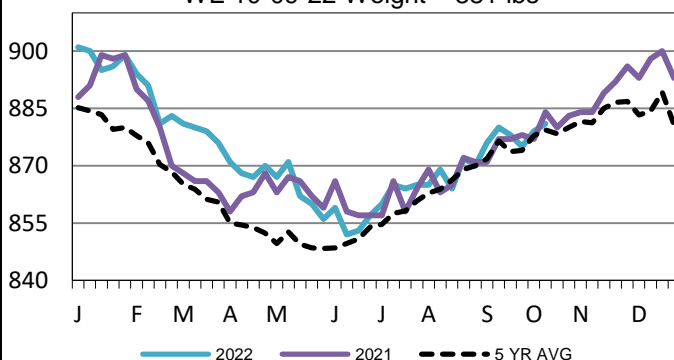
Iowa-Minnesota Formula Carcass Weights

WE 10-09-22 Weight = 868 lbs



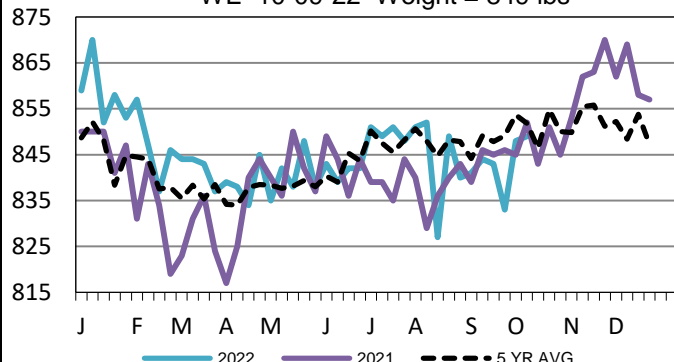
5-Area Formula Carcass Weight

WE 10-09-22 Weight = 881 lbs



TX-OK-NM Formula Carcass Weights

WE 10-09-22 Weight = 849 lbs



USDA Livestock, Poultry and Grain Market News

St. Joseph, Missouri

Phone: 816-676-7000

stjoe.lpgmn@ams.usda.gov