

Daily Direct Steer and Heifer Slaughter Cattle Summary

For Trade on:

Tuesday, October 11, 2022

LM CT100	5-AREA	LM CT109
Neg. Cash Volume:	2,160	Dressed Formula Vol: 49,488
Live Steer Avg:	\$146.00	Steer/Heifer Avg: \$235.22
Live Heifer Avg:	\$151.00	Dressed Neg. Grid Vol: 2,664
Dressed Steer Avg:	\$230.00	Steer/Heifer Avg: \$230.25
Dressed Heifer Avg:	\$230.00	TOTAL VOLUME: 54,312

LM CT106	TOTAL WK TO DATE VOLUME:	105,430
Committed:	89,465	Delivered: 74,143

LM CT118	TX-OK-NM	LM CT109
Neg. Cash Volume:	0	Dressed Formula Vol: 13,974
Live Steer Avg:	N/A	Steer/Heifer Avg: \$232.25
Live Heifer Avg:	N/A	Dressed Neg. Grid Vol: 69
Dressed Steer Avg:	N/A	Steer/Heifer Avg: \$237.15
Dressed Heifer Avg:	N/A	TOTAL VOLUME: 14,043

LM CT106	TOTAL WK TO DATE VOLUME:	30,835
Committed:	27,226	Delivered: 20,027

LM CT121	KANSAS	LM CT109
Neg. Cash Volume:	0	Dressed Formula Vol: 17,933
Live Steer Avg:	N/A	Steer/Heifer Avg: \$232.85
Live Heifer Avg:	N/A	Dressed Neg. Grid Vol: 1,478
Dressed Steer Avg:	N/A	Steer/Heifer Avg: \$225.34
Dressed Heifer Avg:	N/A	TOTAL VOLUME: 19,411

LM CT106	TOTAL WK TO DATE VOLUME:	37,272
Committed:	23,726	Delivered: 16,040

LM CT124	NEBRASKA	LM CT109
Neg. Cash Volume:	0	Dressed Formula Vol: 8,060
Live Steer Avg:	N/A	Steer/Heifer Avg: \$238.24
Live Heifer Avg:	N/A	Dressed Neg. Grid Vol: 114
Dressed Steer Avg:	N/A	Steer/Heifer Avg: \$248.84
Dressed Heifer Avg:	N/A	TOTAL VOLUME: 8,174

LM CT106	TOTAL WK TO DATE VOLUME:	15,225
Committed:	21,180	Delivered: 17,685

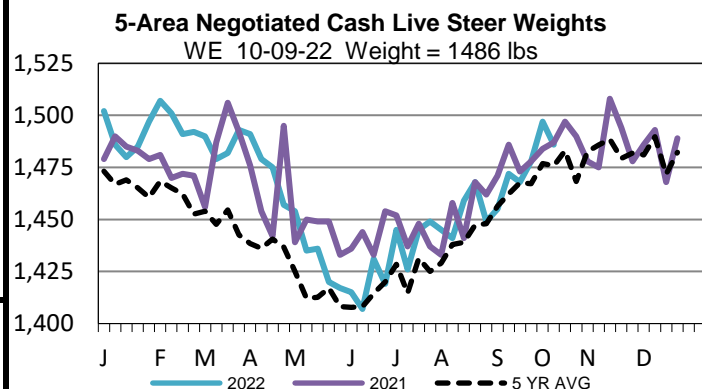
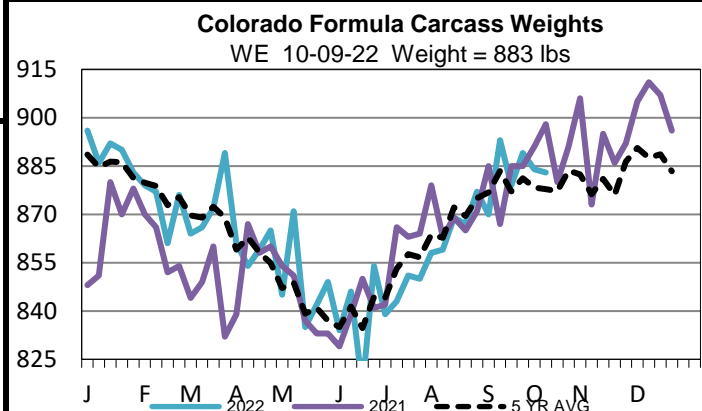
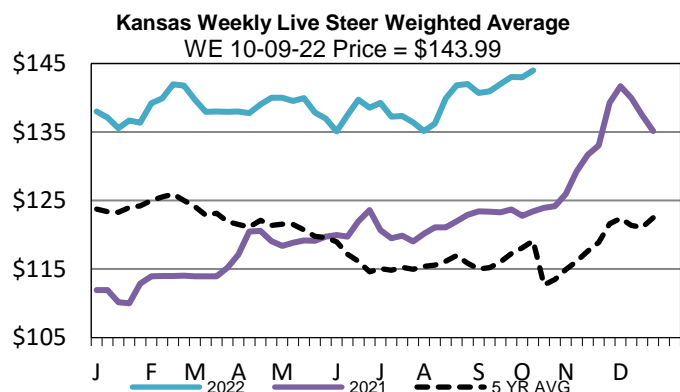
LM CT134	COLORADO	LM CT109
Neg. Cash Volume:	0	Dressed Formula Vol: 7,219
Live Steer Avg:	N/A	Steer/Heifer Avg: \$244.66
Live Heifer Avg:	N/A	Dressed Neg. Grid Vol: 777
Dressed Steer Avg:	N/A	Steer/Heifer Avg: \$234.05
Dressed Heifer Avg:	N/A	TOTAL VOLUME: 7,996

LM CT106	TOTAL WK TO DATE VOLUME:	14,794
Committed:	10,423	Delivered: 8,979

LM CT137	IA-MN	LM CT109
Neg. Cash Volume:	2,160	Dressed Formula Vol: 2,413
Live Steer Avg:	\$146.00	Steer/Heifer Avg: \$231.71
Live Heifer Avg:	\$151.00	Dressed Neg. Grid Vol: 226
Dressed Steer Avg:	\$230.00	Steer/Heifer Avg: \$237.83
Dressed Heifer Avg:	\$230.00	TOTAL VOLUME: 4,799

LM CT106	TOTAL WK TO DATE VOLUME:	7,603
Committed:	6,910	Delivered: 11,412

For Tuesday in the Southern Plains and Nebraska negotiated cash trading was at a standstill. In the Southern Plains last week live purchases traded at 144.00. In Nebraska for the prior week live and dressed purchases traded from 145.00-148.00 and at 230.00, respectively. In the Western Cornbelt negotiated cash trading was limited on light demand. A few live purchases traded at 146.00. However, not enough purchases for full a market trend. In the Western for the prior week live and dressed purchases traded from 145.00- 149.00 and at 230.00, respectively.



USDA Livestock, Poultry and Grain Market News

St. Joseph, Missouri

Phone: 816-676-7000

stjoe.lpgmn@ams.usda.gov