

Daily Direct Steer and Heifer Slaughter Cattle Summary

For Trade on:

Friday, October 07, 2022

LM CT100	5-AREA	LM CT109
Neg. Cash Volume:	9,099	Dressed Formula Vol: 44,767
Live Steer Avg:	\$147.83	Steer/Heifer Avg: \$231.11
Live Heifer Avg:	\$147.14	Dressed Neg. Grid Vol: 3,549
Dressed Steer Avg:	\$231.31	Steer/Heifer Avg: \$227.94
Dressed Heifer Avg:	\$232.00	TOTAL VOLUME: 57,415
LM CT106	TOTAL WK TO DATE VOLUME:	245,919
Committed:	60,323	Delivered: 84,290

LM CT118	TX-OK-NM	LM CT109
Neg. Cash Volume:	155	Dressed Formula Vol: 12,763
Live Steer Avg:	N/A	Steer/Heifer Avg: \$225.10
Live Heifer Avg:	N/A	Dressed Neg. Grid Vol: 0
Dressed Steer Avg:	N/A	Steer/Heifer Avg: N/A
Dressed Heifer Avg:	N/A	TOTAL VOLUME: 12,918
LM CT106	TOTAL WK TO DATE VOLUME:	59,330
Committed:	10,630	Delivered: 16,963

LM CT121	KANSAS	LM CT109
Neg. Cash Volume:	105	Dressed Formula Vol: 17,068
Live Steer Avg:	N/A	Steer/Heifer Avg: \$231.13
Live Heifer Avg:	\$143.00	Dressed Neg. Grid Vol: 2,302
Dressed Steer Avg:	N/A	Steer/Heifer Avg: \$225.92
Dressed Heifer Avg:	N/A	TOTAL VOLUME: 19,475
LM CT106	TOTAL WK TO DATE VOLUME:	57,982
Committed:	21,604	Delivered: 30,280

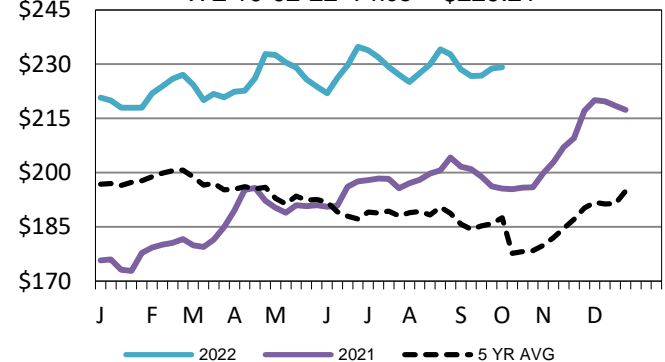
LM CT124	NEBRASKA	LM CT109
Neg. Cash Volume:	1,816	Dressed Formula Vol: 7,861
Live Steer Avg:	\$147.81	Steer/Heifer Avg: \$238.43
Live Heifer Avg:	\$148.00	Dressed Neg. Grid Vol: 923
Dressed Steer Avg:	\$230.00	Steer/Heifer Avg: \$232.22
Dressed Heifer Avg:	N/A	TOTAL VOLUME: 10,600
LM CT106	TOTAL WK TO DATE VOLUME:	65,536
Committed:	10,243	Delivered: 14,872

LM CT134	COLORADO	LM CT109
Neg. Cash Volume:	0	Dressed Formula Vol: 5,809
Live Steer Avg:	N/A	Steer/Heifer Avg: \$233.12
Live Heifer Avg:	N/A	Dressed Neg. Grid Vol: 682
Dressed Steer Avg:	N/A	Steer/Heifer Avg: \$227.74
Dressed Heifer Avg:	N/A	TOTAL VOLUME: 6,491
LM CT106	TOTAL WK TO DATE VOLUME:	22,719
Committed:	6,784	Delivered: 7,872

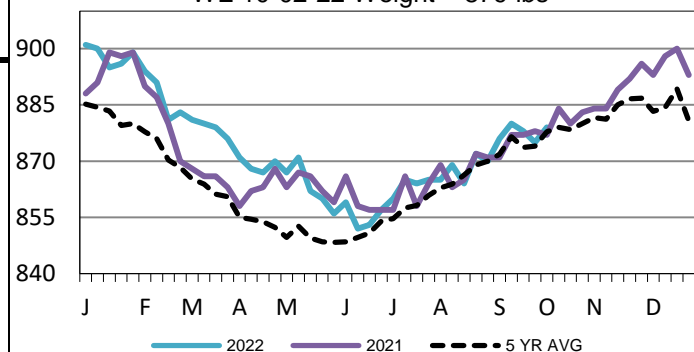
LM CT137	IA-MN	LM CT109
Neg. Cash Volume:	7,023	Dressed Formula Vol: 1,336
Live Steer Avg:	\$147.84	Steer/Heifer Avg: \$236.62
Live Heifer Avg:	\$147.44	Dressed Neg. Grid Vol: 337
Dressed Steer Avg:	\$232.90	Steer/Heifer Avg: \$231.19
Dressed Heifer Avg:	\$232.00	TOTAL VOLUME: 8,696
LM CT106	TOTAL WK TO DATE VOLUME:	40,572
Committed:	11,062	Delivered: 14,303

For Friday in the Western Cornbelt negotiated cash trading was slow to moderate with moderate demand. Compared to the last reported market on Thursday live purchases traded 1.00 higher from 147.00-149.00. Not enough dressed purchases for a market trend. Wednesday was the last reported dressed purchase market at 230.00. In Nebraska negotiated cash trading was limited on light demand. In the Southern Plains negotiated cash trading was mostly inactive on very light demand. Not enough purchases in these regions for a market trend. In Nebraska Thursday was the last reported live purchase market from 146.00-148.00. Wednesday was the reported dressed purchase market at 230.00. In the Southern Plains Thursday was the last reported market with live purchases at 144.00

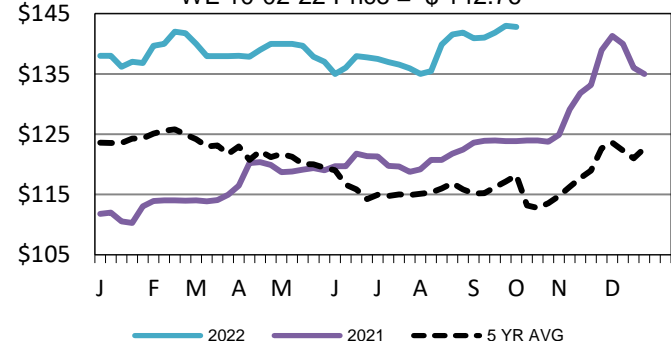
Nebraska Weekly DressedSteer Weighted Avg
WE 10-02-22 Price = \$229.21



5-Area Formula Carcass Weight
WE 10-02-22 Weight = 879 lbs



TX-OK-NM Wkly Live Steer Wtd Avg
WE 10-02-22 Price = \$ 142.76



USDA Livestock, Poultry and Grain Market News

St. Joseph, Missouri

Phone: 816-676-7000

stjoe.lpgmn@ams.usda.gov