

Daily Direct Steer and Heifer Slaughter Cattle Summary

For Trade on:

Thursday, October 06, 2022

LM CT100	5-AREA	LM CT109
Neg. Cash Volume:	47,577	Dressed Formula Vol: 43,963
Live Steer Avg:	\$145.98	Steer/Heifer Avg: \$232.27
Live Heifer Avg:	\$145.74	Dressed Neg. Grid Vol: 3,374
Dressed Steer Avg:	\$230.39	Steer/Heifer Avg: \$228.79
Dressed Heifer Avg:	\$231.39	TOTAL VOLUME: 94,914
LM CT106	TOTAL WK TO DATE VOLUME:	188,504
Committed:	115,871	Delivered: 68,476

LM CT118	TX-OK-NM	LM CT109
Neg. Cash Volume:	7,687	Dressed Formula Vol: 16,228
Live Steer Avg:	\$143.93	Steer/Heifer Avg: \$226.92
Live Heifer Avg:	\$143.97	Dressed Neg. Grid Vol: 0
Dressed Steer Avg:	N/A	Steer/Heifer Avg: N/A
Dressed Heifer Avg:	N/A	TOTAL VOLUME: 23,915
LM CT106	TOTAL WK TO DATE VOLUME:	46,412
Committed:	33,724	Delivered: 18,429

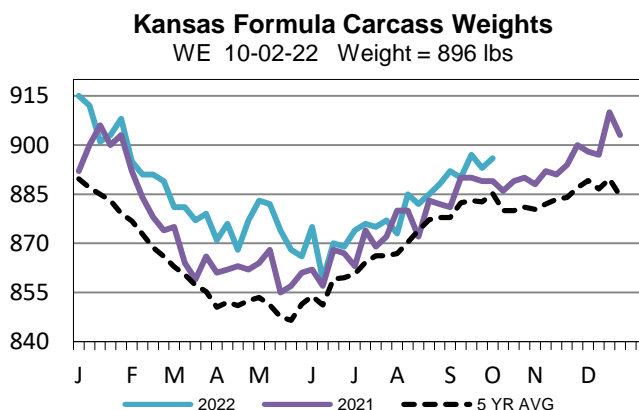
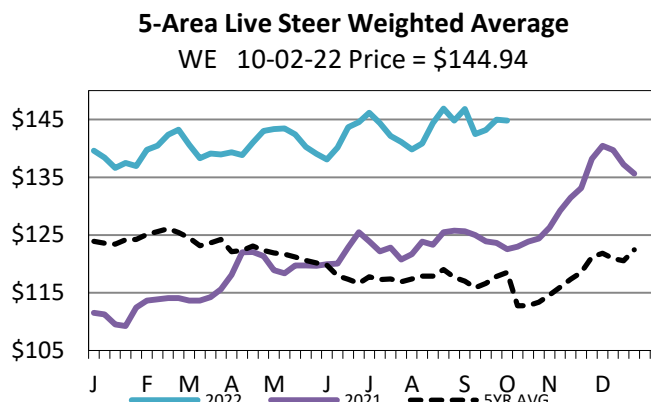
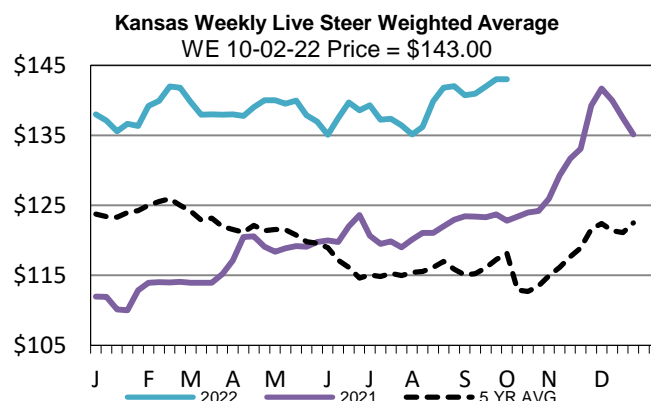
LM CT121	KANSAS	LM CT109
Neg. Cash Volume:	8,691	Dressed Formula Vol: 9,666
Live Steer Avg:	\$144.00	Steer/Heifer Avg: \$231.47
Live Heifer Avg:	\$144.00	Dressed Neg. Grid Vol: 1,629
Dressed Steer Avg:	\$227.00	Steer/Heifer Avg: \$225.02
Dressed Heifer Avg:	N/A	TOTAL VOLUME: 19,986
LM CT106	TOTAL WK TO DATE VOLUME:	38,507
Committed:	34,919	Delivered: 18,468

LM CT124	NEBRASKA	LM CT109
Neg. Cash Volume:	16,708	Dressed Formula Vol: 11,340
Live Steer Avg:	\$146.96	Steer/Heifer Avg: \$233.17
Live Heifer Avg:	\$147.12	Dressed Neg. Grid Vol: 621
Dressed Steer Avg:	\$230.80	Steer/Heifer Avg: \$229.83
Dressed Heifer Avg:	\$231.94	TOTAL VOLUME: 28,669
LM CT106	TOTAL WK TO DATE VOLUME:	54,936
Committed:	23,274	Delivered: 14,753

LM CT134	COLORADO	LM CT109
Neg. Cash Volume:	0	Dressed Formula Vol: 5,365
Live Steer Avg:	N/A	Steer/Heifer Avg: \$247.00
Live Heifer Avg:	N/A	Dressed Neg. Grid Vol: 682
Dressed Steer Avg:	N/A	Steer/Heifer Avg: \$227.74
Dressed Heifer Avg:	N/A	TOTAL VOLUME: 6,047
LM CT106	TOTAL WK TO DATE VOLUME:	16,910
Committed:	7,881	Delivered: 7,023

LM CT137	IA-MN	LM CT109
Neg. Cash Volume:	14,491	Dressed Formula Vol: 1,509
Live Steer Avg:	\$147.23	Steer/Heifer Avg: \$236.92
Live Heifer Avg:	\$147.04	Dressed Neg. Grid Vol: 611
Dressed Steer Avg:	\$230.78	Steer/Heifer Avg: \$242.57
Dressed Heifer Avg:	\$230.76	TOTAL VOLUME: 16,611
LM CT106	TOTAL WK TO DATE VOLUME:	31,876
Committed:	16,073	Delivered: 9,803

Thursday cash trading in the Plains was light to moderate on moderate demand. In the Panhandle, live purchases traded 1.00 higher at 144.00 compared to the last reported market on Wednesday. In Kansas, live purchases traded 1.00 higher compared to last week at 144.00. Cash trading in Nebraska was moderate on light to moderate demand with live purchases steady to 2.00 higher from 146.00-148.00 compared to the last reported market on Wednesday. Not enough dressed purchases for a full market trend. The last reported dressed market was on Wednesday with purchases at 230.00. In the Cornbelt cash trading was moderate on light to moderate demand with live purchases 1.00 to 3.00 higher from 146.00-148.00 compared to last week. Not enough dressed purchases for a full market trend. The last reported dressed market was on Wednesday at 230.00.



USDA Livestock, Poultry and Grain Market News

St. Joseph, Missouri

Phone: 816-676-7000

stjoe.lpgmn@ams.usda.gov