

Daily Direct Steer and Heifer Slaughter Cattle Summary

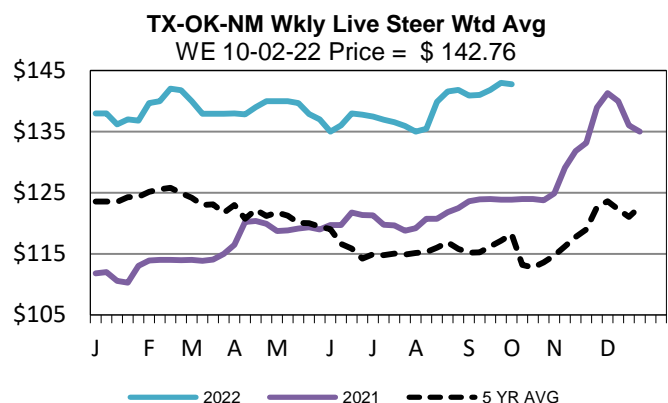
For Trade on:

Wednesday, October 05, 2022

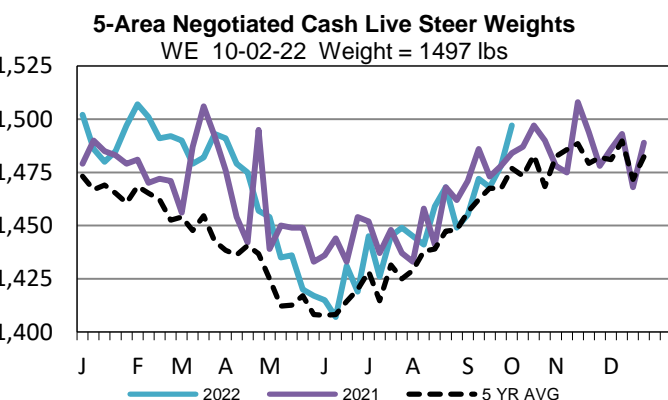
LM CT100	5-AREA	LM CT109
Neg. Cash Volume:	22,369	Dressed Formula Vol: 27,405
Live Steer Avg:	\$145.80	Steer/Heifer Avg: \$231.74
Live Heifer Avg:	\$144.86	Dressed Neg. Grid Vol: 1,766
Dressed Steer Avg:	\$230.10	Steer/Heifer Avg: \$231.48
Dressed Heifer Avg:	\$230.13	TOTAL VOLUME: 51,540
LM CT106	TOTAL WK TO DATE VOLUME:	93,590
Committed:	56,583	Delivered: 48,497

Wednesday cash trading was slow on light to moderate demand in the Panhandle with live purchases steady compared to last week at 143.00. In Nebraska, cash trading was slow on light to moderate demand with live purchases 1.00 higher compared to last week at 146.00 and dressed purchases 2.00 higher compared to last week a 230.00. In the Cornbelt cash trading was slow on light demand with dressed purchases 2.00 higher than last week at 230.00. Not enough live purchases for a market trend. Last week in the Cornbelt live purchases traded at 145.00. In Kansas cash trading was mostly inactive on very light demand. Not enough purchases for a market trend. Last week in Kansas live purchases traded at 143.00.

LM CT118	TX-OK-NM	LM CT109
Neg. Cash Volume:	2,423	Dressed Formula Vol: 10,006
Live Steer Avg:	\$143.00	Steer/Heifer Avg: \$229.08
Live Heifer Avg:	\$143.00	Dressed Neg. Grid Vol: 0
Dressed Steer Avg:	N/A	Steer/Heifer Avg: N/A
Dressed Heifer Avg:	N/A	TOTAL VOLUME: 12,429
LM CT106	TOTAL WK TO DATE VOLUME:	22,497
Committed:	5,798	Delivered: 13,882

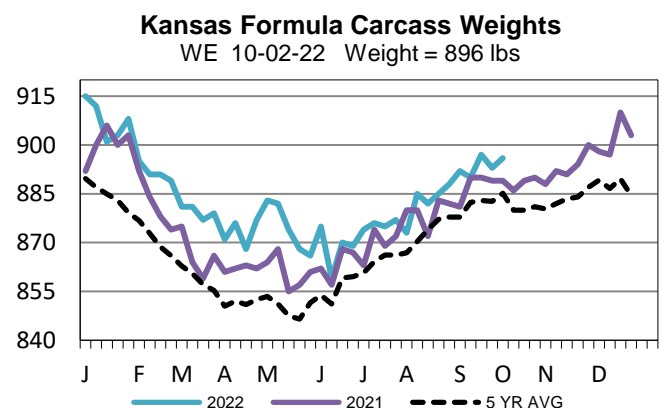


LM CT121	KANSAS	LM CT109
Neg. Cash Volume:	798	Dressed Formula Vol: 10,307
Live Steer Avg:	\$143.00	Steer/Heifer Avg: \$229.91
Live Heifer Avg:	N/A	Dressed Neg. Grid Vol: 134
Dressed Steer Avg:	\$230.00	Steer/Heifer Avg: \$220.83
Dressed Heifer Avg:	N/A	TOTAL VOLUME: 11,239
LM CT106	TOTAL WK TO DATE VOLUME:	18,521
Committed:	9,721	Delivered: 11,756



LM CT124	NEBRASKA	LM CT109
Neg. Cash Volume:	10,400	Dressed Formula Vol: 4,902
Live Steer Avg:	\$145.75	Steer/Heifer Avg: \$238.47
Live Heifer Avg:	\$146.00	Dressed Neg. Grid Vol: 989
Dressed Steer Avg:	\$229.98	Steer/Heifer Avg: \$230.49
Dressed Heifer Avg:	\$230.00	TOTAL VOLUME: 16,291
LM CT106	TOTAL WK TO DATE VOLUME:	26,267
Committed:	20,361	Delivered: 10,816

LM CT134	COLORADO	LM CT109
Neg. Cash Volume:	0	Dressed Formula Vol: 945
Live Steer Avg:	N/A	Steer/Heifer Avg: \$239.73
Live Heifer Avg:	N/A	Dressed Neg. Grid Vol: 24
Dressed Steer Avg:	N/A	Steer/Heifer Avg: \$233.91
Dressed Heifer Avg:	N/A	TOTAL VOLUME: 969
LM CT106	TOTAL WK TO DATE VOLUME:	10,862
Committed:	8,229	Delivered: 6,312



LM CT137	IA-MN	LM CT109
Neg. Cash Volume:	8,748	Dressed Formula Vol: 1,281
Live Steer Avg:	\$146.40	Steer/Heifer Avg: \$236.55
Live Heifer Avg:	\$146.08	Dressed Neg. Grid Vol: 619
Dressed Steer Avg:	\$230.39	Steer/Heifer Avg: \$235.29
Dressed Heifer Avg:	\$230.23	TOTAL VOLUME: 10,648
LM CT106	TOTAL WK TO DATE VOLUME:	15,265
Committed:	12,474	Delivered: 5,731

USDA Livestock, Poultry and Grain Market News

St. Joseph, Missouri

Phone: 816-676-7000

stjoe.lpgmn@ams.usda.gov