

Daily Direct Steer and Heifer Slaughter Cattle Summary

For Trade on:

Tuesday, October 04, 2022

LM CT100	5-AREA	LM CT109
Neg. Cash Volume:	2,407	Dressed Formula Vol: 36,533
Live Steer Avg:	\$146.76	Steer/Heifer Avg: \$235.14
Live Heifer Avg:	\$146.39	Dressed Neg. Grid Vol: 3,110
Dressed Steer Avg:	N/A	Steer/Heifer Avg: \$229.12
Dressed Heifer Avg:	N/A	TOTAL VOLUME: 42,050
LM CT106	TOTAL WK TO DATE VOLUME:	42,050
Committed:	74,383	Delivered: 78,028

LM CT118	TX-OK-NM	LM CT109
Neg. Cash Volume:	0	Dressed Formula Vol: 10,068
Live Steer Avg:	N/A	Steer/Heifer Avg: \$230.47
Live Heifer Avg:	N/A	Dressed Neg. Grid Vol: 0
Dressed Steer Avg:	N/A	Steer/Heifer Avg: N/A
Dressed Heifer Avg:	N/A	TOTAL VOLUME: 10,068
LM CT106	TOTAL WK TO DATE VOLUME:	10,068
Committed:	24,164	Delivered: 20,394

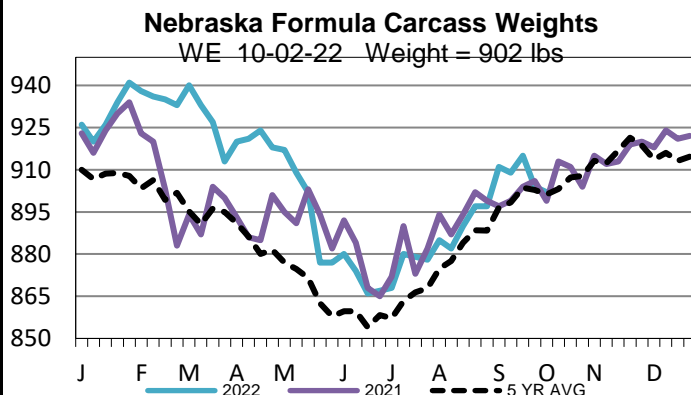
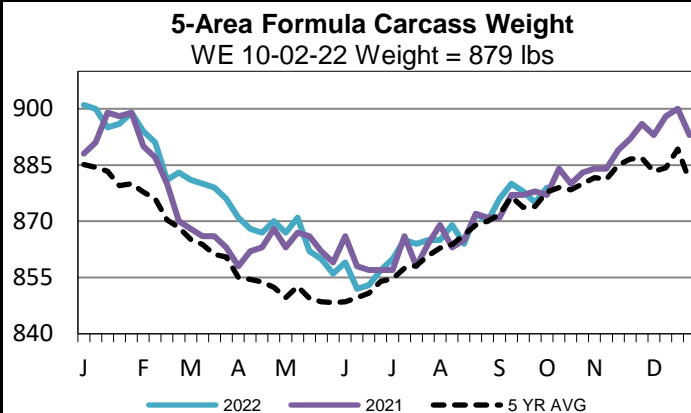
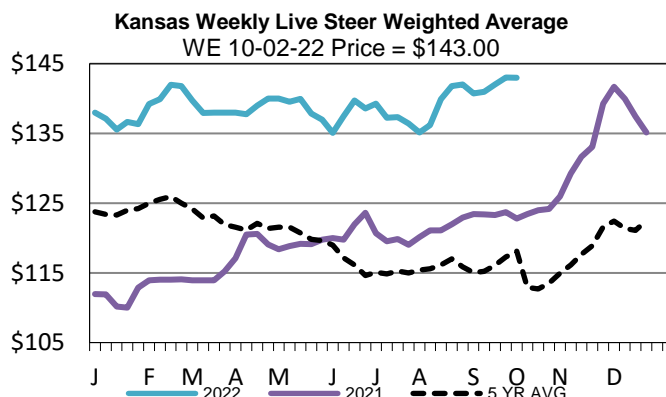
LM CT121	KANSAS	LM CT109
Neg. Cash Volume:	0	Dressed Formula Vol: 6,872
Live Steer Avg:	N/A	Steer/Heifer Avg: \$233.52
Live Heifer Avg:	N/A	Dressed Neg. Grid Vol: 410
Dressed Steer Avg:	N/A	Steer/Heifer Avg: \$227.76
Dressed Heifer Avg:	N/A	TOTAL VOLUME: 7,282
LM CT106	TOTAL WK TO DATE VOLUME:	7,282
Committed:	20,293	Delivered: 19,518

LM CT124	NEBRASKA	LM CT109
Neg. Cash Volume:	725	Dressed Formula Vol: 8,260
Live Steer Avg:	\$147.50	Steer/Heifer Avg: \$234.96
Live Heifer Avg:	N/A	Dressed Neg. Grid Vol: 991
Dressed Steer Avg:	N/A	Steer/Heifer Avg: \$227.72
Dressed Heifer Avg:	N/A	TOTAL VOLUME: 9,976
LM CT106	TOTAL WK TO DATE VOLUME:	9,976
Committed:	18,561	Delivered: 21,757

LM CT134	COLORADO	LM CT109
Neg. Cash Volume:	0	Dressed Formula Vol: 8,676
Live Steer Avg:	N/A	Steer/Heifer Avg: \$243.03
Live Heifer Avg:	N/A	Dressed Neg. Grid Vol: 1,217
Dressed Steer Avg:	N/A	Steer/Heifer Avg: \$229.83
Dressed Heifer Avg:	N/A	TOTAL VOLUME: 9,893
LM CT106	TOTAL WK TO DATE VOLUME:	9,893
Committed:	5,104	Delivered: 7,862

LM CT137	IA-MN	LM CT109
Neg. Cash Volume:	1,682	Dressed Formula Vol: 2,742
Live Steer Avg:	\$146.13	Steer/Heifer Avg: \$231.36
Live Heifer Avg:	\$146.39	Dressed Neg. Grid Vol: 492
Dressed Steer Avg:	N/A	Steer/Heifer Avg: \$231.29
Dressed Heifer Avg:	N/A	TOTAL VOLUME: 4,916
LM CT106	TOTAL WK TO DATE VOLUME:	4,917
Committed:	6,261	Delivered: 8,497

For Tuesday negotiated cash trading was mostly inactive on very light demand in Nebraska and the Western Cornbelt. Not enough purchases for a market trend. Negotiated cash trading has been at a standstill in all other major feeding regions. Last week in the Southern Plains live purchases traded at 143.00. In Nebraska and the Western Cornbelt, live and dressed purchases traded at 145.00 and 228.00, respectively.



USDA Livestock, Poultry and Grain Market News

St. Joseph, Missouri

Phone: 816-676-7000

stjoe.lpgmn@ams.usda.gov