

Daily Direct Steer and Heifer Slaughter Cattle Summary

For Trade on:

Monday, October 03, 2022

LM CT100	5-AREA	LM CT109
Neg. Cash Volume: 603		Dressed Formula Vol: 50,833
Live Steer Avg: N/A		Steer/Heifer Avg: \$230.33
Live Heifer Avg: N/A		Dressed Neg. Grid Vol: 7,219
Dressed Steer Avg: N/A		Steer/Heifer Avg: \$228.12
Dressed Heifer Avg: N/A		TOTAL VOLUME: 58,655

LM CT106	TOTAL WK TO DATE VOLUME:	
Committed: 47,832	Delivered: 78,312	

LM CT118	TX-OK-NM	LM CT109
Neg. Cash Volume: 0		Dressed Formula Vol: 15,435
Live Steer Avg: N/A		Steer/Heifer Avg: \$228.95
Live Heifer Avg: N/A		Dressed Neg. Grid Vol: 365
Dressed Steer Avg: N/A		Steer/Heifer Avg: \$223.20
Dressed Heifer Avg: N/A		TOTAL VOLUME: 15,800

LM CT106	TOTAL WK TO DATE VOLUME:	
Committed: 13,476	Delivered: 21,720	

LM CT121	KANSAS	LM CT109
Neg. Cash Volume: 0		Dressed Formula Vol: 23,898
Live Steer Avg: N/A		Steer/Heifer Avg: \$230.09
Live Heifer Avg: N/A		Dressed Neg. Grid Vol: 2,959
Dressed Steer Avg: N/A		Steer/Heifer Avg: \$226.55
Dressed Heifer Avg: N/A		TOTAL VOLUME: 26,857

LM CT106	TOTAL WK TO DATE VOLUME:	
Committed: 16,356	Delivered: 19,474	

LM CT124	NEBRASKA	LM CT109
Neg. Cash Volume: 354		Dressed Formula Vol: 8,050
Live Steer Avg: N/A		Steer/Heifer Avg: \$232.73
Live Heifer Avg: N/A		Dressed Neg. Grid Vol: 2,370
Dressed Steer Avg: N/A		Steer/Heifer Avg: \$229.58
Dressed Heifer Avg: N/A		TOTAL VOLUME: 10,774

LM CT106	TOTAL WK TO DATE VOLUME:	
Committed: 9,027	Delivered: 18,763	

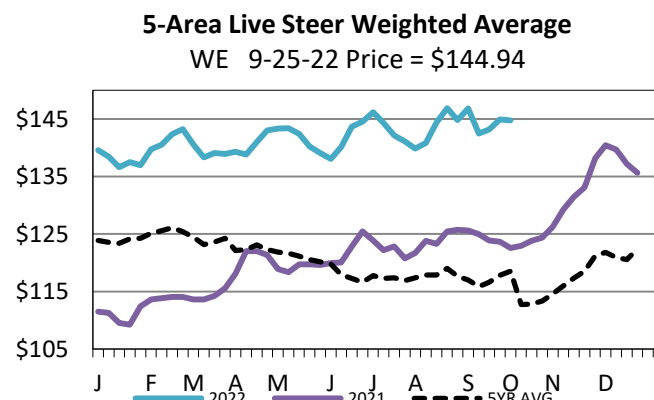
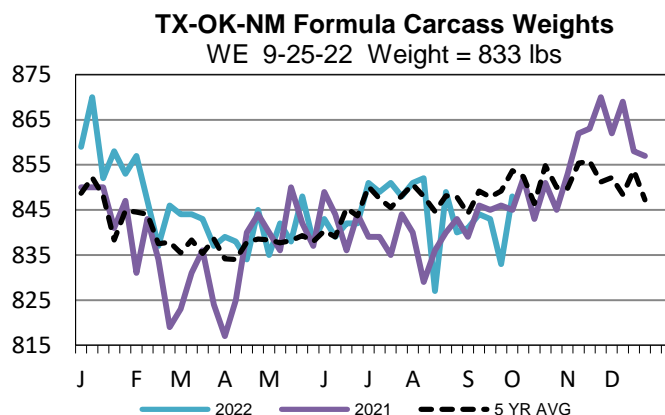
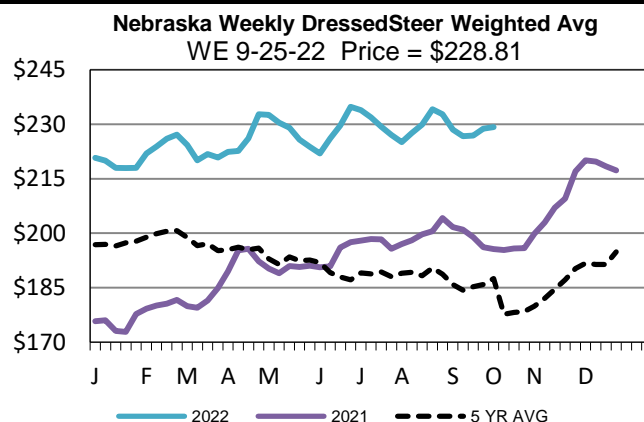
LM CT134	COLORADO	LM CT109
Neg. Cash Volume: 0		Dressed Formula Vol: 2,019
Live Steer Avg: N/A		Steer/Heifer Avg: \$233.32
Live Heifer Avg: N/A		Dressed Neg. Grid Vol: 41
Dressed Steer Avg: N/A		Steer/Heifer Avg: \$230.76
Dressed Heifer Avg: N/A		TOTAL VOLUME: 2,060

LM CT106	TOTAL WK TO DATE VOLUME:	
Committed: 3,190	Delivered: 7,924	

LM CT137	IA-MN	LM CT109
Neg. Cash Volume: 349		Dressed Formula Vol: 1,621
Live Steer Avg: N/A		Steer/Heifer Avg: \$232.19
Live Heifer Avg: N/A		Dressed Neg. Grid Vol: 1,525
Dressed Steer Avg: N/A		Steer/Heifer Avg: \$230.33
Dressed Heifer Avg: N/A		TOTAL VOLUME: 3,495

LM CT106	TOTAL WK TO DATE VOLUME:	
Committed: 5,783	Delivered: 10,431	

For Monday negotiated cash trading was at a standstill in all major feeding regions. Last week in the Southern Plains live purchases traded at 143.00. In Nebraska and the Western Cornbelt, live and dressed purchases traded at 145.00 and 228.00, respectively.



USDA Livestock, Poultry and Grain Market News

St. Joseph, Missouri

Phone: 816-676-7000

stjoe.lpgmn@ams.usda.gov