

Daily Direct Steer and Heifer Slaughter Cattle Summary

For Trade on:

Thursday, September 29, 2022

LM CT100	5-AREA	LM CT109
Neg. Cash Volume:	11,788	Dressed Formula Vol: 41,638
Live Steer Avg:	\$145.43	Steer/Heifer Avg: \$231.91
Live Heifer Avg:	\$143.57	Dressed Neg. Grid Vol: 5,130
Dressed Steer Avg:	\$228.13	Steer/Heifer Avg: \$230.65
Dressed Heifer Avg:	\$228.00	TOTAL VOLUME: 58,556
LM CT106	TOTAL WK TO DATE VOLUME:	261,556
Committed:	54,592	Delivered: 76,651

LM CT118	TX-OK-NM	LM CT109
Neg. Cash Volume:	1,713	Dressed Formula Vol: 14,008
Live Steer Avg:	\$142.00	Steer/Heifer Avg: \$226.36
Live Heifer Avg:	\$142.19	Dressed Neg. Grid Vol: 0
Dressed Steer Avg:	N/A	Steer/Heifer Avg: N/A
Dressed Heifer Avg:	N/A	TOTAL VOLUME: 15,721
LM CT106	TOTAL WK TO DATE VOLUME:	67,586
Committed:	5,847	Delivered: 22,624

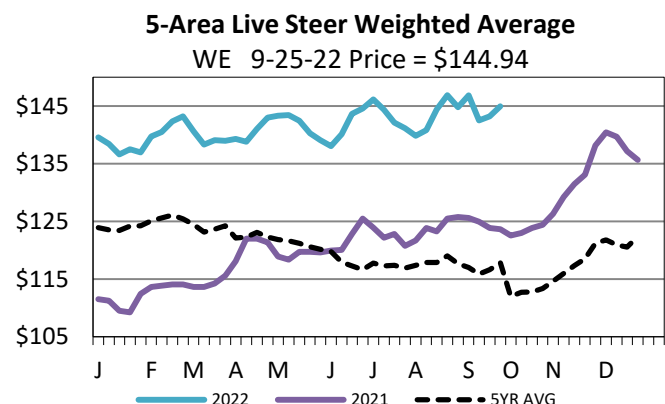
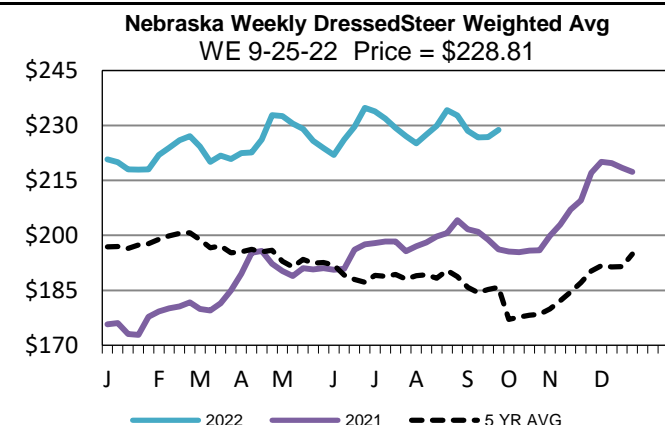
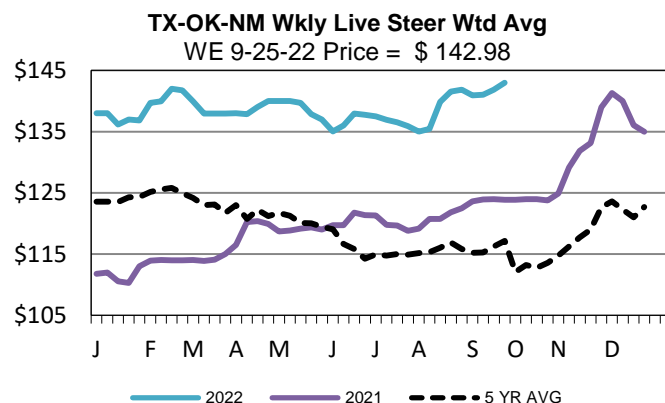
LM CT121	KANSAS	LM CT109
Neg. Cash Volume:	895	Dressed Formula Vol: 10,908
Live Steer Avg:	\$143.00	Steer/Heifer Avg: \$232.38
Live Heifer Avg:	\$143.00	Dressed Neg. Grid Vol: 366
Dressed Steer Avg:	N/A	Steer/Heifer Avg: \$230.47
Dressed Heifer Avg:	N/A	TOTAL VOLUME: 12,169
LM CT106	TOTAL WK TO DATE VOLUME:	68,755
Committed:	14,292	Delivered: 20,848

LM CT124	NEBRASKA	LM CT109
Neg. Cash Volume:	3,394	Dressed Formula Vol: 11,328
Live Steer Avg:	\$148.50	Steer/Heifer Avg: \$231.93
Live Heifer Avg:	\$144.81	Dressed Neg. Grid Vol: 2,703
Dressed Steer Avg:	\$228.94	Steer/Heifer Avg: \$229.61
Dressed Heifer Avg:	\$228.00	TOTAL VOLUME: 17,425
LM CT106	TOTAL WK TO DATE VOLUME:	69,600
Committed:	16,878	Delivered: 20,039

LM CT134	COLORADO	LM CT109
Neg. Cash Volume:	0	Dressed Formula Vol: 3,443
Live Steer Avg:	N/A	Steer/Heifer Avg: \$251.94
Live Heifer Avg:	N/A	Dressed Neg. Grid Vol: 796
Dressed Steer Avg:	N/A	Steer/Heifer Avg: \$230.32
Dressed Heifer Avg:	N/A	TOTAL VOLUME: 4,239
LM CT106	TOTAL WK TO DATE VOLUME:	17,861
Committed:	9,742	Delivered: 5,809

LM CT137	IA-MN	LM CT109
Neg. Cash Volume:	5,786	Dressed Formula Vol: 2,276
Live Steer Avg:	\$146.29	Steer/Heifer Avg: \$234.18
Live Heifer Avg:	\$145.28	Dressed Neg. Grid Vol: 1,265
Dressed Steer Avg:	\$227.84	Steer/Heifer Avg: \$233.14
Dressed Heifer Avg:	\$228.00	TOTAL VOLUME: 9,327
LM CT106	TOTAL WK TO DATE VOLUME:	38,367
Committed:	7,833	Delivered: 7,331

Thursday cash trading was limited on light demand in the Panhandle and Nebraska. In the Panhandle a few live purchases traded at 142.00. In Nebraska a few live purchases traded at 145.00. In the Cornbelt cash trading was slow on moderate demand. A few live purchases traded from 145.00-148.00. In Kansas cash trading was mostly inactive on light demand. Not enough purchases in any price range in any region for a full market trend. Wednesday was the last reported market in these regions. In the Plains live purchases traded at 143.00. In Nebraska live and dressed purchases traded from 144.00-145.00 and from 228.00-233.00, respectively. In the Cornbelt live and dressed purchases traded at 145.00 and at 228.00, respectively.



USDA Livestock, Poultry and Grain Market News

St. Joseph, Missouri

Phone: 816-676-7000

stjoe.lpgmn@ams.usda.gov