

# Daily Direct Steer and Heifer Slaughter Cattle Summary

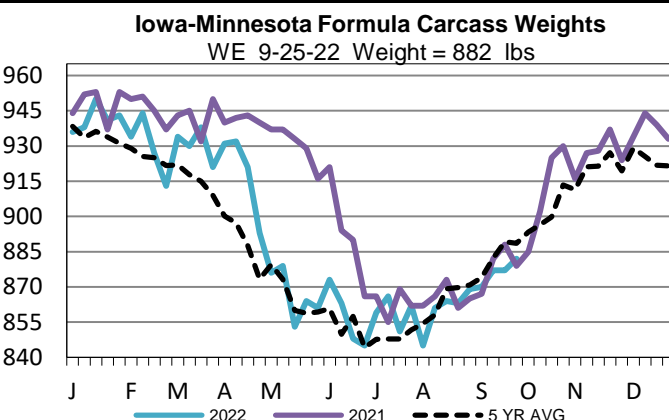
For Trade on:

Monday, September 26, 2022

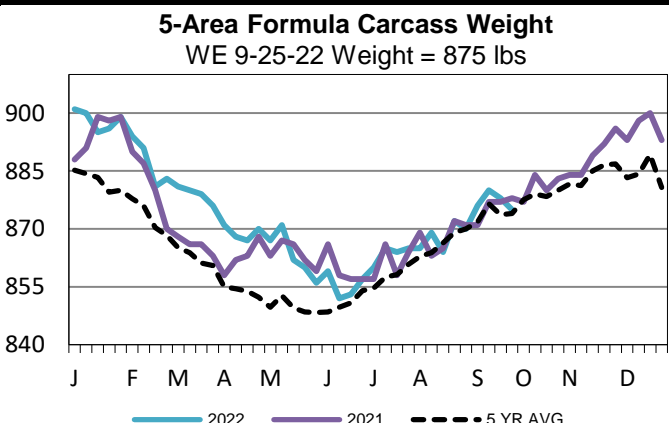
<a href="#">LM CT100</a>	<b>5-AREA</b>	<a href="#">LM CT109</a>
Neg. Cash Volume: 111		Dressed Formula Vol: 50,453
Live Steer Avg: N/A		Steer/Heifer Avg: \$228.65
Live Heifer Avg: N/A		Dressed Neg. Grid Vol: 3,318
Dressed Steer Avg: N/A		Steer/Heifer Avg: \$229.61
Dressed Heifer Avg: N/A		<b>TOTAL VOLUME: 53,882</b>
<a href="#">LM CT106</a>	<b>TOTAL WK TO DATE VOLUME: 53,882</b>	
Committed: 67,421	Delivered: 99,423	

For Monday in the Southern Plains and Nebraska negotiated cash trading was at a standstill. In the Western Cornbelt negotiated cash trading was mostly inactive on very light demand. Not enough purchases for a market trend. Last week in the Southern Plains live purchases traded at 143.00. For prior week in Nebraska live and dressed purchases traded from 144.00-145.00 and from 228.00-232.00, respectively. In the Western Cornbelt for the previous week live and dressed purchases traded from 145.00-148.00 and from 227.00-243.00, respectively.

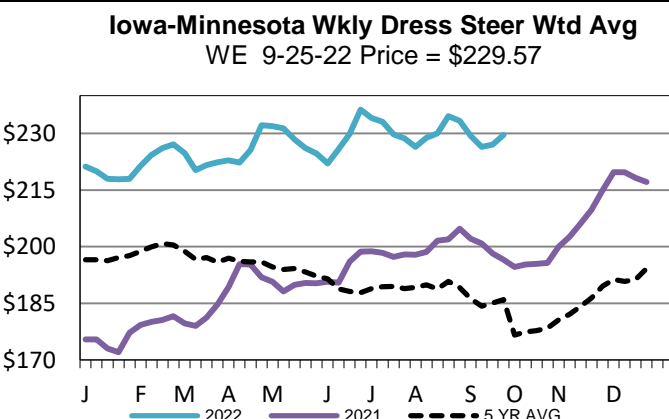
<a href="#">LM CT118</a>	<b>TX-OK-NM</b>	<a href="#">LM CT109</a>
Neg. Cash Volume: 0		Dressed Formula Vol: 14,929
Live Steer Avg: N/A		Steer/Heifer Avg: \$225.01
Live Heifer Avg: N/A		Dressed Neg. Grid Vol: 370
Dressed Steer Avg: N/A		Steer/Heifer Avg: \$224.99
Dressed Heifer Avg: N/A		<b>TOTAL VOLUME: 15,299</b>
<a href="#">LM CT106</a>	<b>TOTAL WK TO DATE VOLUME: 15,299</b>	
Committed: 17,627	Delivered: 25,133	



<a href="#">LM CT121</a>	<b>KANSAS</b>	<a href="#">LM CT109</a>
Neg. Cash Volume: 0		Dressed Formula Vol: 23,085
Live Steer Avg: N/A		Steer/Heifer Avg: \$229.10
Live Heifer Avg: N/A		Dressed Neg. Grid Vol: 614
Dressed Steer Avg: N/A		Steer/Heifer Avg: \$224.86
Dressed Heifer Avg: N/A		<b>TOTAL VOLUME: 23,699</b>
<a href="#">LM CT106</a>	<b>TOTAL WK TO DATE VOLUME: 23,699</b>	
Committed: 17,395	Delivered: 33,674	



<a href="#">LM CT124</a>	<b>NEBRASKA</b>	<a href="#">LM CT109</a>
Neg. Cash Volume: 0		Dressed Formula Vol: 85,851
Live Steer Avg: N/A		Steer/Heifer Avg: \$231.99
Live Heifer Avg: N/A		Dressed Neg. Grid Vol: 1,297
Dressed Steer Avg: N/A		Steer/Heifer Avg: \$230.83
Dressed Heifer Avg: N/A		<b>TOTAL VOLUME: 87,148</b>
<a href="#">LM CT106</a>	<b>TOTAL WK TO DATE VOLUME: 10,148</b>	
Committed: 10,642	Delivered: 20,575	



<a href="#">LM CT134</a>	<b>COLORADO</b>	<a href="#">LM CT109</a>
Neg. Cash Volume: 0		Dressed Formula Vol: 2,420
Live Steer Avg: N/A		Steer/Heifer Avg: \$230.23
Live Heifer Avg: N/A		Dressed Neg. Grid Vol: 184
Dressed Steer Avg: N/A		Steer/Heifer Avg: \$234.27
Dressed Heifer Avg: N/A		<b>TOTAL VOLUME: 2,604</b>
<a href="#">LM CT106</a>	<b>TOTAL WK TO DATE VOLUME: 2,574</b>	
Committed: 8,667	Delivered: 7,053	

<a href="#">LM CT137</a>	<b>IA-MN</b>	<a href="#">LM CT109</a>
Neg. Cash Volume: 111		Dressed Formula Vol: 1,245
Live Steer Avg: N/A		Steer/Heifer Avg: \$237.67
Live Heifer Avg: N/A		Dressed Neg. Grid Vol: 916
Dressed Steer Avg: N/A		Steer/Heifer Avg: \$232.68
Dressed Heifer Avg: N/A		<b>TOTAL VOLUME: 2,272</b>
<a href="#">LM CT106</a>	<b>TOTAL WK TO DATE VOLUME: 2,272</b>	
Committed: 13,090	Delivered: 12,988	

## USDA Livestock, Poultry and Grain Market News

St. Joseph, Missouri

Phone: 816-676-7000

[stjoe.lpgmn@ams.usda.gov](mailto:stjoe.lpgmn@ams.usda.gov)