

Daily Direct Steer and Heifer Slaughter Cattle Summary

For Trade on:

Thursday, September 15, 2022

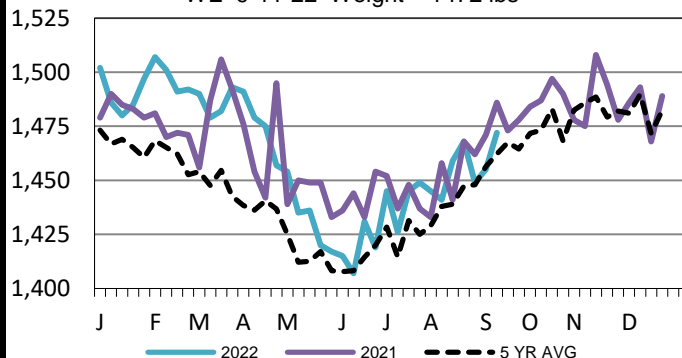
LM CT100	5-AREA	LM CT109
Neg. Cash Volume:	21,547	Dressed Formula Vol: 44,625
Live Steer Avg:	\$142.89	Steer/Heifer Avg: \$229.46
Live Heifer Avg:	\$142.37	Dressed Neg. Grid Vol: 1,697
Dressed Steer Avg:	\$226.58	Steer/Heifer Avg: \$235.06
Dressed Heifer Avg:	\$227.10	TOTAL VOLUME: 67,869
LM CT106	TOTAL WK TO DATE VOLUME: 245,852	
Committed:	114,732	Delivered: 64,191

Thursday in the Plains cash was slow on light demand. Compared to the last reported market on Wednesday live purchases traded steady at 142.00. In Nebraska cash trading was slow to moderate on moderate demand. Compared to last week live purchases traded steady to 1.00 higher at 143.00. Dressed purchases compared to the last reported market on Wednesday traded steady from 226.00-227.00. In the Cornbelt negotiated cash trading was slow on light demand. Not enough purchases for a full market trend. Wednesday was the last reported live purchase market from 143.00-144.00. Last week dressed purchases traded from 225.00-230.00.

LM CT118	TX-OK-NM	LM CT109
Neg. Cash Volume:	3,968	Dressed Formula Vol: 10,532
Live Steer Avg:	\$141.38	Steer/Heifer Avg: \$223.18
Live Heifer Avg:	\$142.00	Dressed Neg. Grid Vol: 0
Dressed Steer Avg:	N/A	Steer/Heifer Avg: N/A
Dressed Heifer Avg:	N/A	TOTAL VOLUME: 14,500
LM CT106	TOTAL WK TO DATE VOLUME: 72,257	
Committed:	36,371	Delivered: 14,309

5-Area Negotiated Cash Live Steer Weights

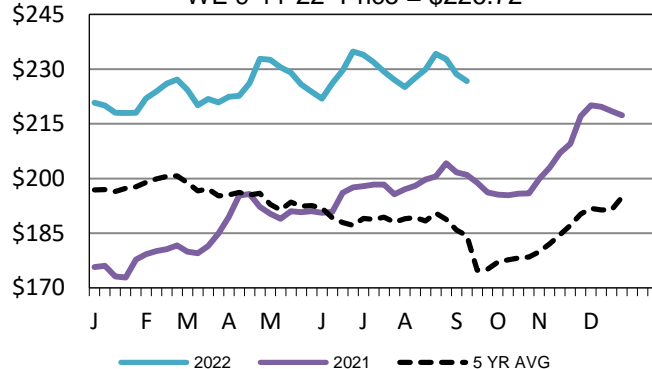
WE 9-11-22 Weight = 1472 lbs



LM CT121	KANSAS	LM CT109
Neg. Cash Volume:	3,529	Dressed Formula Vol: 14,897
Live Steer Avg:	\$142.00	Steer/Heifer Avg: \$227.65
Live Heifer Avg:	\$142.00	Dressed Neg. Grid Vol: 89
Dressed Steer Avg:	N/A	Steer/Heifer Avg: \$238.53
Dressed Heifer Avg:	\$226.00	TOTAL VOLUME: 18,515
LM CT106	TOTAL WK TO DATE VOLUME: 72,995	
Committed:	33,938	Delivered: 19,483

Nebraska Weekly Dressed Steer Weighted Avg

WE 9-11-22 Price = \$226.72

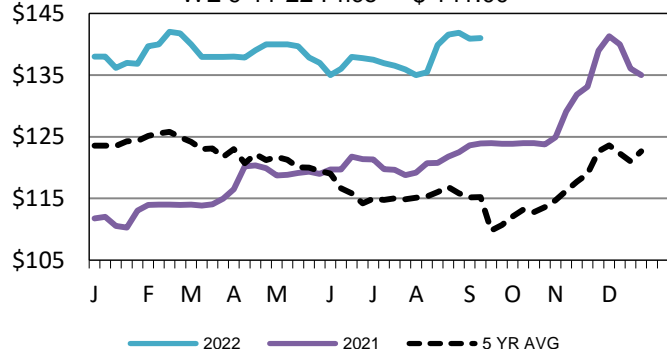


LM CT124	NEBRASKA	LM CT109
Neg. Cash Volume:	10,025	Dressed Formula Vol: 12,731
Live Steer Avg:	\$143.22	Steer/Heifer Avg: \$233.41
Live Heifer Avg:	\$142.78	Dressed Neg. Grid Vol: 405
Dressed Steer Avg:	\$226.60	Steer/Heifer Avg: \$232.07
Dressed Heifer Avg:	\$226.43	TOTAL VOLUME: 23,161
LM CT106	TOTAL WK TO DATE VOLUME: 54,260	
Committed:	26,351	Delivered: 15,849

LM CT134	COLORADO	LM CT109
Neg. Cash Volume:	0	Dressed Formula Vol: 5,004
Live Steer Avg:	N/A	Steer/Heifer Avg: \$237.21
Live Heifer Avg:	N/A	Dressed Neg. Grid Vol: 222
Dressed Steer Avg:	N/A	Steer/Heifer Avg: \$234.64
Dressed Heifer Avg:	N/A	TOTAL VOLUME: 5,226
LM CT106	TOTAL WK TO DATE VOLUME: 24,100	
Committed:	9,618	Delivered: 5,592

TX-OK-NM Wkly Live Steer Wtd Avg

WE 9-11-22 Price = \$ 141.00



LM CT137	IA-MN	LM CT109
Neg. Cash Volume:	4,107	Dressed Formula Vol: 1,611
Live Steer Avg:	\$143.86	Steer/Heifer Avg: \$233.26
Live Heifer Avg:	\$143.38	Dressed Neg. Grid Vol: 981
Dressed Steer Avg:	\$226.42	Steer/Heifer Avg: \$236.07
Dressed Heifer Avg:	\$228.59	TOTAL VOLUME: 6,699
LM CT106	TOTAL WK TO DATE VOLUME: 23,373	
Committed:	8,454	Delivered: 8,958

USDA Livestock, Poultry and Grain Market News

St. Joseph, Missouri

Phone: 816-676-7000

stjoe.lpgmn@ams.usda.gov