

Daily Direct Steer and Heifer Slaughter Cattle Summary

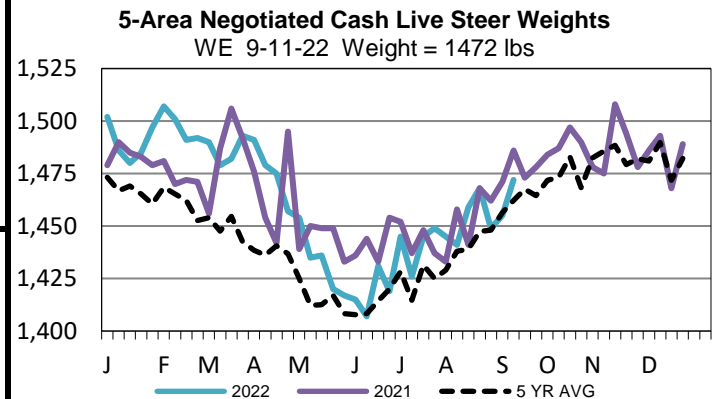
For Trade on:

Tuesday, September 13, 2022

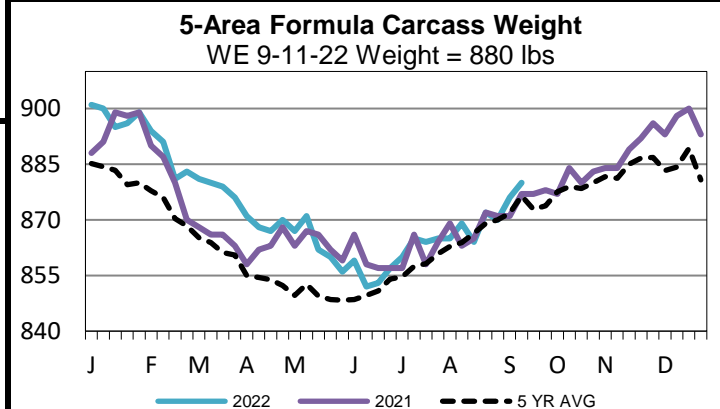
| | | |
|--------------------------------|---|--------------------------|
| LM CT100 | 5-AREA | LM CT109 |
| Neg. Cash Volume: 1,747 | Dressed Formula Vol: 41,359 | |
| Live Steer Avg: \$143.27 | Steer/Heifer Avg: \$229.92 | |
| Live Heifer Avg: \$143.00 | Dressed Neg. Grid Vol: 3,458 | |
| Dressed Steer Avg: \$222.00 | Steer/Heifer Avg: \$233.06 | |
| Dressed Heifer Avg: \$224.00 | TOTAL VOLUME: 46,564 | |
| LM CT106 | TOTAL WK TO DATE VOLUME: 121,642 | |
| Committed: 68,741 | Delivered: 69,936 | |

For Tuesday in the Southern Plains negotiated cash trading was at a standstill. In Nebraska and Western Cornbelt negotiated cash trading was limited on light demand. Not enough purchases for a market trend. Last week in the Southern Plains live purchases traded at 141.00. For the previous week in Nebraska live and dressed purchases traded from 142.00-143.00 and at 226.00, respectively. In the Western Cornbelt for the prior week live and dressed purchases traded from 143.00-146.00 and from 225.00-230.00, respectively.

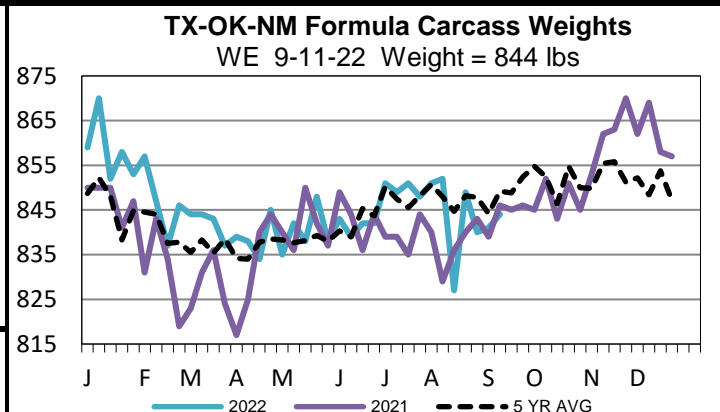
| | | |
|----------------------------|--|--------------------------|
| LM CT118 | TX-OK-NM | LM CT109 |
| Neg. Cash Volume: 0 | Dressed Formula Vol: 14,314 | |
| Live Steer Avg: N/A | Steer/Heifer Avg: \$224.35 | |
| Live Heifer Avg: N/A | Dressed Neg. Grid Vol: 0 | |
| Dressed Steer Avg: N/A | Steer/Heifer Avg: N/A | |
| Dressed Heifer Avg: N/A | TOTAL VOLUME: 14,314 | |
| LM CT106 | TOTAL WK TO DATE VOLUME: 38,279 | |
| Committed: 24,331 | Delivered: 16,475 | |



| | | |
|----------------------------|--|--------------------------|
| LM CT121 | KANSAS | LM CT109 |
| Neg. Cash Volume: 0 | Dressed Formula Vol: 12,739 | |
| Live Steer Avg: N/A | Steer/Heifer Avg: \$229.27 | |
| Live Heifer Avg: N/A | Dressed Neg. Grid Vol: 710 | |
| Dressed Steer Avg: N/A | Steer/Heifer Avg: \$227.84 | |
| Dressed Heifer Avg: N/A | TOTAL VOLUME: 13,449 | |
| LM CT106 | TOTAL WK TO DATE VOLUME: 41,982 | |
| Committed: 20,210 | Delivered: 22,403 | |



| | | |
|------------------------------|--|--------------------------|
| LM CT124 | NEBRASKA | LM CT109 |
| Neg. Cash Volume: 330 | Dressed Formula Vol: 5,287 | |
| Live Steer Avg: N/A | Steer/Heifer Avg: \$238.11 | |
| Live Heifer Avg: N/A | Dressed Neg. Grid Vol: 1,055 | |
| Dressed Steer Avg: N/A | Steer/Heifer Avg: \$234.88 | |
| Dressed Heifer Avg: N/A | TOTAL VOLUME: 6,672 | |
| LM CT106 | TOTAL WK TO DATE VOLUME: 17,484 | |
| Committed: 10,981 | Delivered: 16,270 | |



| | | |
|----------------------------|--|--------------------------|
| LM CT134 | COLORADO | LM CT109 |
| Neg. Cash Volume: 0 | Dressed Formula Vol: 7,291 | |
| Live Steer Avg: N/A | Steer/Heifer Avg: \$235.97 | |
| Live Heifer Avg: N/A | Dressed Neg. Grid Vol: 512 | |
| Dressed Steer Avg: N/A | Steer/Heifer Avg: \$233.06 | |
| Dressed Heifer Avg: N/A | TOTAL VOLUME: 7,803 | |
| LM CT106 | TOTAL WK TO DATE VOLUME: 18,115 | |
| Committed: 8,140 | Delivered: 5,584 | |

| | | |
|--------------------------------|---------------------------------------|--------------------------|
| LM CT137 | IA-MN | LM CT109 |
| Neg. Cash Volume: 1,417 | Dressed Formula Vol: 1,975 | |
| Live Steer Avg: \$143.27 | Steer/Heifer Avg: \$232.53 | |
| Live Heifer Avg: \$143.00 | Dressed Neg. Grid Vol: 1,181 | |
| Dressed Steer Avg: N/A | Steer/Heifer Avg: \$234.58 | |
| Dressed Heifer Avg: \$224.00 | TOTAL VOLUME: 4,573 | |
| LM CT106 | TOTAL WK TO DATE VOLUME: 6,185 | |
| Committed: 5,079 | Delivered: 9,204 | |

USDA Livestock, Poultry and Grain Market News

St. Joseph, Missouri

Phone: 816-676-7000

stjoe.lpgmn@ams.usda.gov