

Daily Direct Steer and Heifer Slaughter Cattle Summary

For Trade on:

Monday, September 12, 2022

LM CT100	5-AREA	LM CT109
Neg. Cash Volume: 86		Dressed Formula Vol: 69,568
Live Steer Avg: N/A		Steer/Heifer Avg: \$227.04
Live Heifer Avg: N/A		Dressed Neg. Grid Vol: 5,424
Dressed Steer Avg: N/A		Steer/Heifer Avg: \$230.70
Dressed Heifer Avg: N/A		TOTAL VOLUME: 75,078
LM CT106	TOTAL WK TO DATE VOLUME: 75,078	
Committed: 44,304	Delivered: 76,664	

LM CT118	TX-OK-NM	LM CT109
Neg. Cash Volume: 0		Dressed Formula Vol: 23,587
Live Steer Avg: N/A		Steer/Heifer Avg: \$223.51
Live Heifer Avg: N/A		Dressed Neg. Grid Vol: 378
Dressed Steer Avg: N/A		Steer/Heifer Avg: \$223.90
Dressed Heifer Avg: N/A		TOTAL VOLUME: 23,965
LM CT106	TOTAL WK TO DATE VOLUME: 23,965	
Committed: 9,359	Delivered: 18,371	

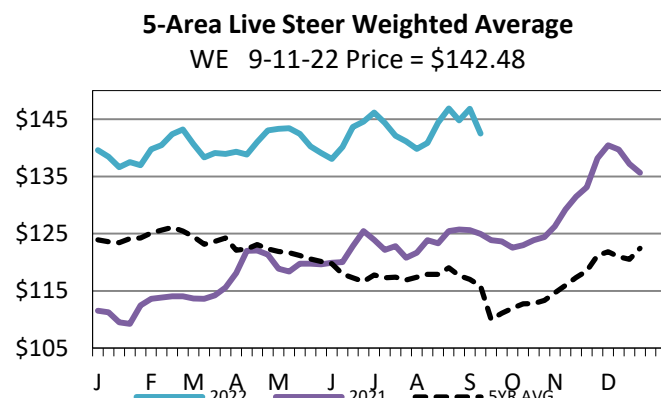
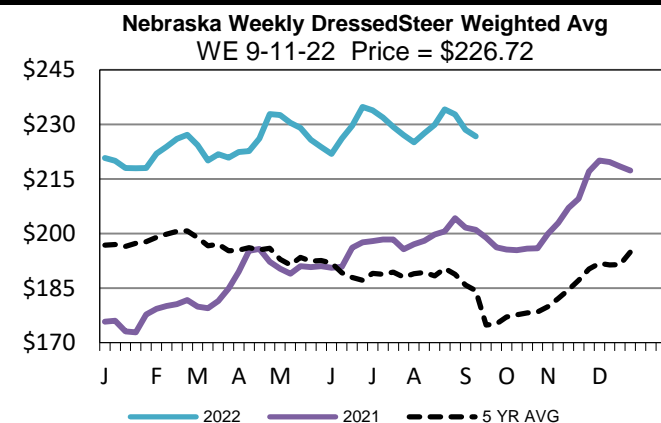
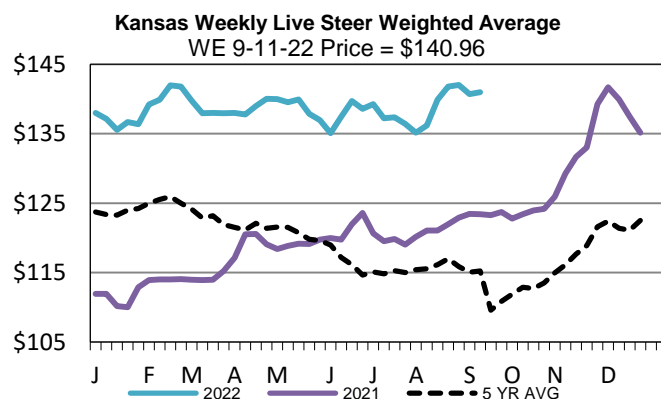
LM CT121	KANSAS	LM CT109
Neg. Cash Volume: 0		Dressed Formula Vol: 26,111
Live Steer Avg: N/A		Steer/Heifer Avg: \$226.59
Live Heifer Avg: N/A		Dressed Neg. Grid Vol: 2,422
Dressed Steer Avg: N/A		Steer/Heifer Avg: \$226.44
Dressed Heifer Avg: N/A		TOTAL VOLUME: 28,533
LM CT106	TOTAL WK TO DATE VOLUME: 28,533	
Committed: 15,272	Delivered: 23,106	

LM CT124	NEBRASKA	LM CT109
Neg. Cash Volume: 0		Dressed Formula Vol: 9,550
Live Steer Avg: N/A		Steer/Heifer Avg: \$235.98
Live Heifer Avg: N/A		Dressed Neg. Grid Vol: 1,262
Dressed Steer Avg: N/A		Steer/Heifer Avg: \$234.63
Dressed Heifer Avg: N/A		TOTAL VOLUME: 10,812
LM CT106	TOTAL WK TO DATE VOLUME: 10,812	
Committed: 11,758	Delivered: 16,270	

LM CT134	COLORADO	LM CT109
Neg. Cash Volume: 0		Dressed Formula Vol: 9,623
Live Steer Avg: N/A		Steer/Heifer Avg: \$227.54
Live Heifer Avg: N/A		Dressed Neg. Grid Vol: 689
Dressed Steer Avg: N/A		Steer/Heifer Avg: \$236.14
Dressed Heifer Avg: N/A		TOTAL VOLUME: 10,312
LM CT106	TOTAL WK TO DATE VOLUME: 10,312	
Committed: 3,735	Delivered: 7,366	

LM CT137	IA-MN	LM CT109
Neg. Cash Volume: 86		Dressed Formula Vol: 853
Live Steer Avg: N/A		Steer/Heifer Avg: \$233.95
Live Heifer Avg: N/A		Dressed Neg. Grid Vol: 237
Dressed Steer Avg: N/A		Steer/Heifer Avg: \$236.89
Dressed Heifer Avg: N/A		TOTAL VOLUME: 1,176
LM CT106	TOTAL WK TO DATE VOLUME: 1,612	
Committed: 4,180	Delivered: 11,551	

For Monday in the Southern Plains and Nebraska negotiated cash trading was at a standstill. In the Western Cornbelt negotiated cash trading was mostly inactive on very light demand. Not enough purchases for a market trend. Last week in the Southern Plains live purchases traded at 141.00. For the previous week in Nebraska live and dressed purchases traded from 142.00-143.00 and at 226.00, respectively. In the Western Cornbelt for the prior week live and dressed purchases traded from 143.00-146.00 and from 225.00-230.00, respectively.



USDA Livestock, Poultry and Grain Market News

St. Joseph, Missouri

Phone: 816-676-7000

stjoe.lpgmn@ams.usda.gov