

# Daily Direct Steer and Heifer Slaughter Cattle Summary

For Trade on:

Wednesday, September 07, 2022

<a href="#">LM CT100</a>	<b>5-AREA</b>	<a href="#">LM CT109</a>
<b>Neg. Cash Volume:</b>	10,368	<b>Dressed Formula Vol:</b> 39,763
<b>Live Steer Avg:</b>	\$141.42	<b>Steer/Heifer Avg:</b> \$234.10
<b>Live Heifer Avg:</b>	\$141.30	<b>Dressed Neg. Grid Vol:</b> 4,628
<b>Dressed Steer Avg:</b>	\$226.80	<b>Steer/Heifer Avg:</b> \$231.16
<b>Dressed Heifer Avg:</b>	\$226.23	<b>TOTAL VOLUME:</b> 54,759
<a href="#">LM CT106</a>	<b>TOTAL WK TO DATE VOLUME:</b>	<b>110,931</b>
<b>Committed:</b>	<b>73,261</b>	<b>Delivered:</b> 66,390

<a href="#">LM CT118</a>	<b>TX-OK-NM</b>	<a href="#">LM CT109</a>
<b>Neg. Cash Volume:</b>	281	<b>Dressed Formula Vol:</b> 14,787
<b>Live Steer Avg:</b>	\$141.00	<b>Steer/Heifer Avg:</b> \$228.53
<b>Live Heifer Avg:</b>	N/A	<b>Dressed Neg. Grid Vol:</b> 362
<b>Dressed Steer Avg:</b>	N/A	<b>Steer/Heifer Avg:</b> \$226.74
<b>Dressed Heifer Avg:</b>	N/A	<b>TOTAL VOLUME:</b> 15,430
<a href="#">LM CT106</a>	<b>TOTAL WK TO DATE VOLUME:</b>	<b>28,430</b>
<b>Committed:</b>	<b>21,235</b>	<b>Delivered:</b> 14,488

<a href="#">LM CT121</a>	<b>KANSAS</b>	<a href="#">LM CT109</a>
<b>Neg. Cash Volume:</b>	2,786	<b>Dressed Formula Vol:</b> 9,187
<b>Live Steer Avg:</b>	\$141.00	<b>Steer/Heifer Avg:</b> \$231.73
<b>Live Heifer Avg:</b>	\$141.00	<b>Dressed Neg. Grid Vol:</b> 1,187
<b>Dressed Steer Avg:</b>	N/A	<b>Steer/Heifer Avg:</b> \$228.13
<b>Dressed Heifer Avg:</b>	N/A	<b>TOTAL VOLUME:</b> 13,160
<a href="#">LM CT106</a>	<b>TOTAL WK TO DATE VOLUME:</b>	<b>37,812</b>
<b>Committed:</b>	<b>21,722</b>	<b>Delivered:</b> 21,093

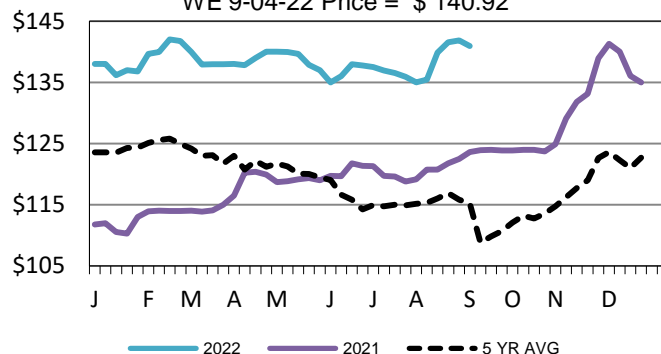
<a href="#">LM CT124</a>	<b>NEBRASKA</b>	<a href="#">LM CT109</a>
<b>Neg. Cash Volume:</b>	6,495	<b>Dressed Formula Vol:</b> 6,245
<b>Live Steer Avg:</b>	\$142.00	<b>Steer/Heifer Avg:</b> \$241.89
<b>Live Heifer Avg:</b>	\$142.00	<b>Dressed Neg. Grid Vol:</b> 1,991
<b>Dressed Steer Avg:</b>	\$226.70	<b>Steer/Heifer Avg:</b> \$233.00
<b>Dressed Heifer Avg:</b>	\$226.23	<b>TOTAL VOLUME:</b> 14,731
<a href="#">LM CT106</a>	<b>TOTAL WK TO DATE VOLUME:</b>	<b>25,063</b>
<b>Committed:</b>	<b>15,595</b>	<b>Delivered:</b> 15,103

<a href="#">LM CT134</a>	<b>COLORADO</b>	<a href="#">LM CT109</a>
<b>Neg. Cash Volume:</b>	0	<b>Dressed Formula Vol:</b> 7,726
<b>Live Steer Avg:</b>	N/A	<b>Steer/Heifer Avg:</b> \$241.27
<b>Live Heifer Avg:</b>	N/A	<b>Dressed Neg. Grid Vol:</b> 634
<b>Dressed Steer Avg:</b>	N/A	<b>Steer/Heifer Avg:</b> \$234.05
<b>Dressed Heifer Avg:</b>	N/A	<b>TOTAL VOLUME:</b> 8,360
<a href="#">LM CT106</a>	<b>TOTAL WK TO DATE VOLUME:</b>	<b>13,827</b>
<b>Committed:</b>	<b>9,105</b>	<b>Delivered:</b> 7,253

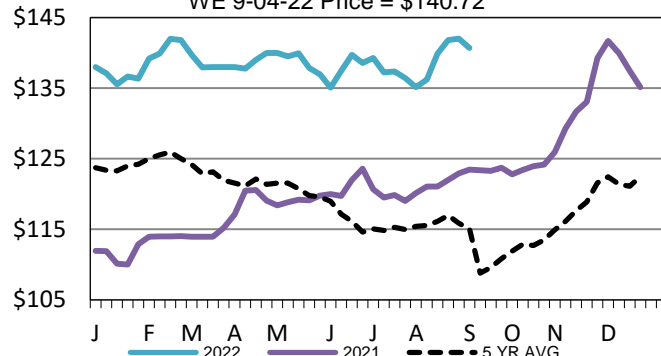
<a href="#">LM CT137</a>	<b>IA-MN</b>	<a href="#">LM CT109</a>
<b>Neg. Cash Volume:</b>	806	<b>Dressed Formula Vol:</b> 2,164
<b>Live Steer Avg:</b>	\$143.03	<b>Steer/Heifer Avg:</b> \$236.63
<b>Live Heifer Avg:</b>	\$138.00	<b>Dressed Neg. Grid Vol:</b> 454
<b>Dressed Steer Avg:</b>	\$230.00	<b>Steer/Heifer Avg:</b> \$234.44
<b>Dressed Heifer Avg:</b>	N/A	<b>TOTAL VOLUME:</b> 3,424
<a href="#">LM CT106</a>	<b>TOTAL WK TO DATE VOLUME:</b>	<b>6,237</b>
<b>Committed:</b>	<b>5,604</b>	<b>Delivered:</b> 8,453

Wednesday in Kansas and Nebraska cash trading was slow on light demand. In Kansas a few live purchases traded at 141.00. In Nebraska a few dressed traded from 226.00-227.00. In the Texas and Cornbelt cash trading was mostly inactive on light demand. Not enough purchases in these regions for a market trend. Last week in the Texas live traded at 141.00. In Kansas last week live purchases traded from 140.00-141.00. For the prior week in Nebraska live and dressed purchases traded from 143.00-145.00 and from 228.00-230.00, respectively. In the Cornbelt for the previous week live and dressed purchases traded from 143.00-145.00 and from 228.00-232.00, respectively.

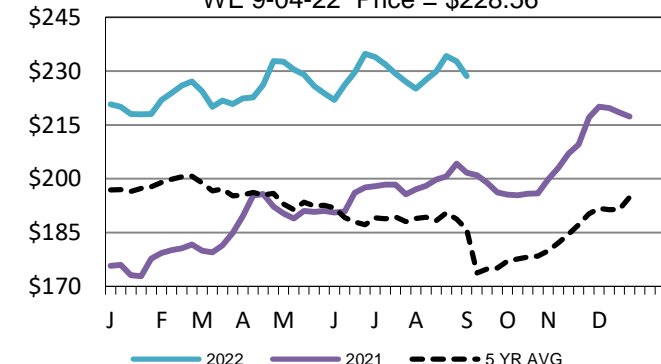
**TX-OK-NM Wkly Live Steer Wtd Avg**  
WE 9-04-22 Price = \$ 140.92



**Kansas Weekly Live Steer Weighted Average**  
WE 9-04-22 Price = \$140.72



**Nebraska Weekly DressedSteer Weighted Avg**  
WE 9-04-22 Price = \$228.56



## USDA Livestock, Poultry and Grain Market News

St. Joseph, Missouri

Phone: 816-676-7000

[stjoe.lpgmn@ams.usda.gov](mailto:stjoe.lpgmn@ams.usda.gov)