

## Daily Direct Steer and Heifer Slaughter Cattle Summary

For Trade on:

Friday, September 02, 2022

<a href="#">LM CT100</a>	<b>5-AREA</b>	<a href="#">LM CT109</a>
Neg. Cash Volume:	6,029	Dressed Formula Vol: 46,910
Live Steer Avg:	\$143.30	Steer/Heifer Avg: \$231.01
Live Heifer Avg:	\$141.71	Dressed Neg. Grid Vol: 5,191
Dressed Steer Avg:	\$226.30	Steer/Heifer Avg: \$230.89
Dressed Heifer Avg:	\$228.33	<b>TOTAL VOLUME: 58,130</b>
<a href="#">LM CT106</a>	<b>TOTAL WK TO DATE VOLUME: 294,021</b>	
Committed:	101,784	Delivered: 79,516

<a href="#">LM CT118</a>	<b>TX-OK-NM</b>	<a href="#">LM CT109</a>
Neg. Cash Volume:	36	Dressed Formula Vol: 15,050
Live Steer Avg:	N/A	Steer/Heifer Avg: \$225.13
Live Heifer Avg:	N/A	Dressed Neg. Grid Vol: 38
Dressed Steer Avg:	N/A	Steer/Heifer Avg: \$227.86
Dressed Heifer Avg:	N/A	<b>TOTAL VOLUME: 15,124</b>
<a href="#">LM CT106</a>	<b>TOTAL WK TO DATE VOLUME: 80,758</b>	
Committed:	43,441	Delivered: 18,260

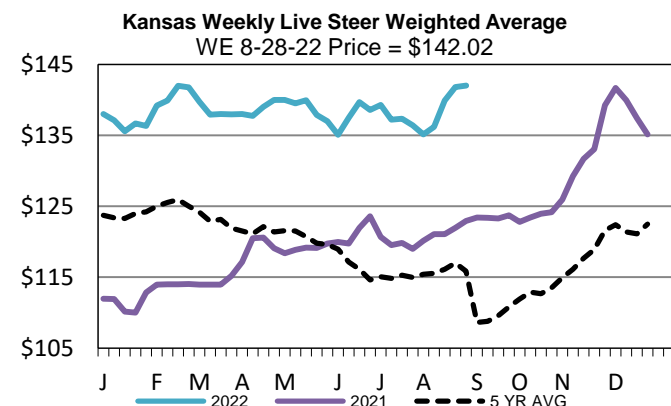
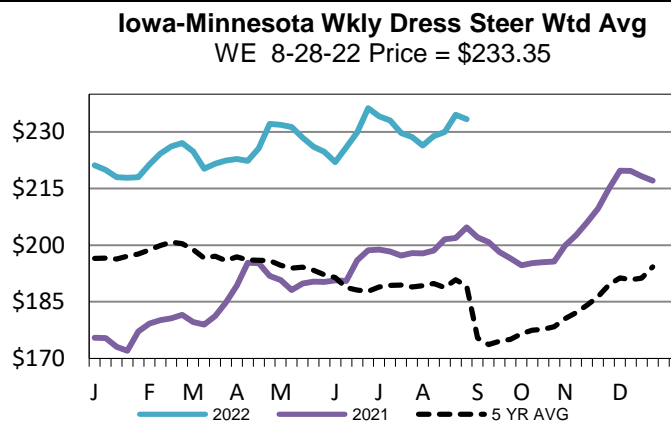
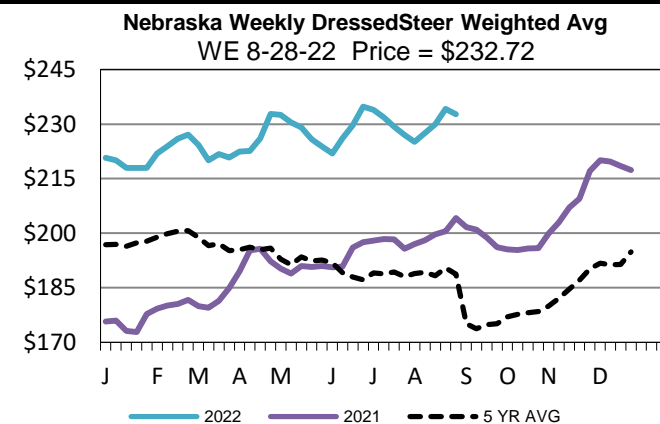
<a href="#">LM CT121</a>	<b>KANSAS</b>	<a href="#">LM CT109</a>
Neg. Cash Volume:	1,793	Dressed Formula Vol: 12,754
Live Steer Avg:	\$140.00	Steer/Heifer Avg: \$228.52
Live Heifer Avg:	\$140.00	Dressed Neg. Grid Vol: 1,348
Dressed Steer Avg:	N/A	Steer/Heifer Avg: \$221.10
Dressed Heifer Avg:	N/A	<b>TOTAL VOLUME: 15,895</b>
<a href="#">LM CT106</a>	<b>TOTAL WK TO DATE VOLUME: 77,284</b>	
Committed:	29,524	Delivered: 20,121

<a href="#">LM CT124</a>	<b>NEBRASKA</b>	<a href="#">LM CT109</a>
Neg. Cash Volume:	0	Dressed Formula Vol: 9,937
Live Steer Avg:	N/A	Steer/Heifer Avg: \$239.80
Live Heifer Avg:	N/A	Dressed Neg. Grid Vol: 2,444
Dressed Steer Avg:	N/A	Steer/Heifer Avg: \$233.91
Dressed Heifer Avg:	N/A	<b>TOTAL VOLUME: 12,381</b>
<a href="#">LM CT106</a>	<b>TOTAL WK TO DATE VOLUME: 75,725</b>	
Committed:	15,468	Delivered: 23,388

<a href="#">LM CT134</a>	<b>COLORADO</b>	<a href="#">LM CT109</a>
Neg. Cash Volume:	0	Dressed Formula Vol: 6,011
Live Steer Avg:	N/A	Steer/Heifer Avg: \$231.33
Live Heifer Avg:	N/A	Dressed Neg. Grid Vol: 725
Dressed Steer Avg:	N/A	Steer/Heifer Avg: \$234.43
Dressed Heifer Avg:	N/A	<b>TOTAL VOLUME: 6,736</b>
<a href="#">LM CT106</a>	<b>TOTAL WK TO DATE VOLUME: 26,976</b>	
Committed:	5,751	Delivered: 5,612

<a href="#">LM CT137</a>	<b>IA-MN</b>	<a href="#">LM CT109</a>
Neg. Cash Volume:	4,200	Dressed Formula Vol: 3,342
Live Steer Avg:	\$146.69	Steer/Heifer Avg: \$240.66
Live Heifer Avg:	\$145.00	Dressed Neg. Grid Vol: 636
Dressed Steer Avg:	\$226.30	Steer/Heifer Avg: \$236.16
Dressed Heifer Avg:	\$228.33	<b>TOTAL VOLUME: 8,178</b>
<a href="#">LM CT106</a>	<b>TOTAL WK TO DATE VOLUME: 34,573</b>	
Committed:	7,600	Delivered: 12,135

On Friday negotiated cash trading was slow on light to moderate demand in Kansas and Western Cornbelt. Not enough purchases in these regions for a full market trend. In the Texas Panhandle and Nebraska negotiated cash trading was at a standstill. The last reported market all regions was on Wednesday. In the Southern Plains live purchases traded at 141.00. In Nebraska live and dressed purchases traded at 143.00 and 228.00, respectively. In the Western Cornbelt live and dressed purchases traded from 143.00-144.00 and from 228.00-232.00, respectively.



## USDA Livestock, Poultry and Grain Market News

St. Joseph, Missouri

Phone: 816-676-7000

[stjoe.lpgmn@ams.usda.gov](mailto:stjoe.lpgmn@ams.usda.gov)