

## Daily Direct Steer and Heifer Slaughter Cattle Summary

For Trade on:

Thursday, September 01, 2022

<a href="#">LM CT100</a>	<b>5-AREA</b>	<a href="#">LM CT109</a>
<b>Neg. Cash Volume:</b>	11,124	<b>Dressed Formula Vol:</b> 38,085
<b>Live Steer Avg:</b>	\$142.93	<b>Steer/Heifer Avg:</b> \$233.74
<b>Live Heifer Avg:</b>	\$142.54	<b>Dressed Neg. Grid Vol:</b> 2,698
<b>Dressed Steer Avg:</b>	\$226.41	<b>Steer/Heifer Avg:</b> \$230.51
<b>Dressed Heifer Avg:</b>	\$227.26	<b>TOTAL VOLUME:</b> 51,907
<a href="#">LM CT106</a>	<b>TOTAL WK TO DATE VOLUME:</b>	<b>235,891</b>
<b>Committed:</b>	<b>51,733</b>	<b>Delivered:</b> 66,039

<a href="#">LM CT118</a>	<b>TX-OK-NM</b>	<a href="#">LM CT109</a>
<b>Neg. Cash Volume:</b>	1,202	<b>Dressed Formula Vol:</b> 10,784
<b>Live Steer Avg:</b>	\$140.70	<b>Steer/Heifer Avg:</b> \$226.90
<b>Live Heifer Avg:</b>	\$140.00	<b>Dressed Neg. Grid Vol:</b> 0
<b>Dressed Steer Avg:</b>	N/A	<b>Steer/Heifer Avg:</b> N/A
<b>Dressed Heifer Avg:</b>	N/A	<b>TOTAL VOLUME:</b> 11,986
<a href="#">LM CT106</a>	<b>TOTAL WK TO DATE VOLUME:</b>	<b>65,634</b>
<b>Committed:</b>	<b>7,307</b>	<b>Delivered:</b> 21,608

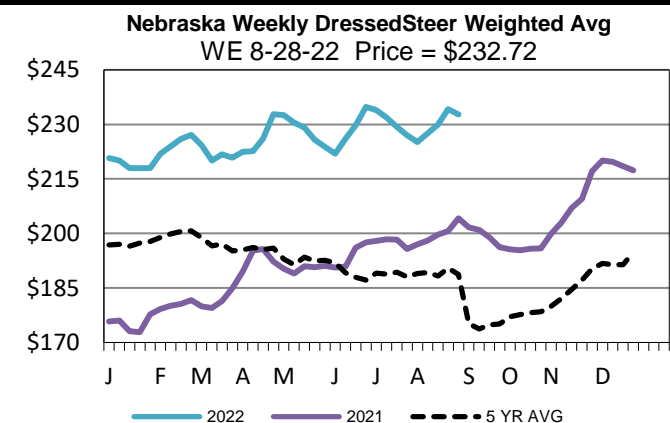
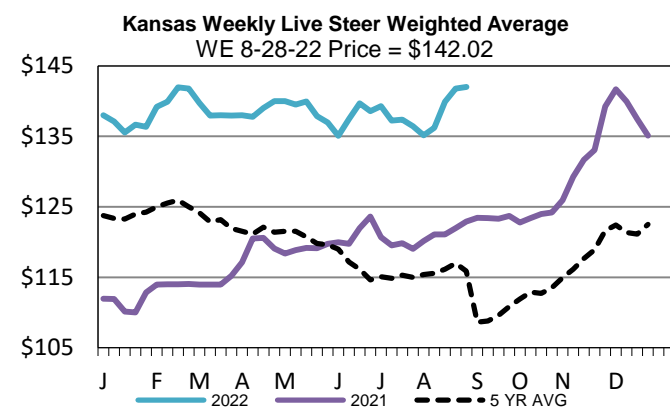
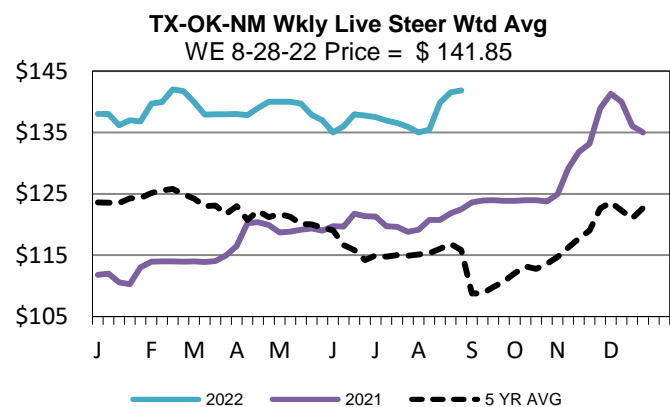
<a href="#">LM CT121</a>	<b>KANSAS</b>	<a href="#">LM CT109</a>
<b>Neg. Cash Volume:</b>	1,864	<b>Dressed Formula Vol:</b> 10,340
<b>Live Steer Avg:</b>	\$140.78	<b>Steer/Heifer Avg:</b> \$230.41
<b>Live Heifer Avg:</b>	\$141.00	<b>Dressed Neg. Grid Vol:</b> 1,023
<b>Dressed Steer Avg:</b>	N/A	<b>Steer/Heifer Avg:</b> \$225.09
<b>Dressed Heifer Avg:</b>	N/A	<b>TOTAL VOLUME:</b> 13,227
<a href="#">LM CT106</a>	<b>TOTAL WK TO DATE VOLUME:</b>	<b>61,689</b>
<b>Committed:</b>	<b>10,402</b>	<b>Delivered:</b> 17,004

<a href="#">LM CT124</a>	<b>NEBRASKA</b>	<a href="#">LM CT109</a>
<b>Neg. Cash Volume:</b>	5,228	<b>Dressed Formula Vol:</b> 11,360
<b>Live Steer Avg:</b>	\$143.71	<b>Steer/Heifer Avg:</b> \$239.31
<b>Live Heifer Avg:</b>	\$142.74	<b>Dressed Neg. Grid Vol:</b> 895
<b>Dressed Steer Avg:</b>	\$226.65	<b>Steer/Heifer Avg:</b> \$232.66
<b>Dressed Heifer Avg:</b>	\$226.00	<b>TOTAL VOLUME:</b> 17,483
<a href="#">LM CT106</a>	<b>TOTAL WK TO DATE VOLUME:</b>	<b>63,344</b>
<b>Committed:</b>	<b>14,581</b>	<b>Delivered:</b> 14,908

<a href="#">LM CT134</a>	<b>COLORADO</b>	<a href="#">LM CT109</a>
<b>Neg. Cash Volume:</b>	0	<b>Dressed Formula Vol:</b> 4,020
<b>Live Steer Avg:</b>	N/A	<b>Steer/Heifer Avg:</b> \$243.15
<b>Live Heifer Avg:</b>	N/A	<b>Dressed Neg. Grid Vol:</b> 196
<b>Dressed Steer Avg:</b>	N/A	<b>Steer/Heifer Avg:</b> \$233.44
<b>Dressed Heifer Avg:</b>	N/A	<b>TOTAL VOLUME:</b> 4,216
<a href="#">LM CT106</a>	<b>TOTAL WK TO DATE VOLUME:</b>	<b>20,240</b>
<b>Committed:</b>	<b>13,188</b>	<b>Delivered:</b> 4,993

<a href="#">LM CT137</a>	<b>IA-MN</b>	<a href="#">LM CT109</a>
<b>Neg. Cash Volume:</b>	2,830	<b>Dressed Formula Vol:</b> 1,830
<b>Live Steer Avg:</b>	\$144.03	<b>Steer/Heifer Avg:</b> \$238.65
<b>Live Heifer Avg:</b>	\$143.92	<b>Dressed Neg. Grid Vol:</b> 652
<b>Dressed Steer Avg:</b>	\$225.00	<b>Steer/Heifer Avg:</b> \$236.52
<b>Dressed Heifer Avg:</b>	\$228.00	<b>TOTAL VOLUME:</b> 5,312
<a href="#">LM CT106</a>	<b>TOTAL WK TO DATE VOLUME:</b>	<b>26,395</b>
<b>Committed:</b>	<b>6,255</b>	<b>Delivered:</b> 7,526

On Thursday negotiated cash trade was slow on light demand in all feeding regions. In the Southern Plains a few live purchases traded from 140.00-141.00. In Nebraska a few live purchases traded at 143.00 with a few live purchases in the Western Cornbelt at 144.00. However, not enough purchases in any region for a full market trend. The last reported market all regions was on Wednesday. In the Southern Plains live purchases traded at 141.00. In Nebraska live and dressed purchases traded at 143.00 and 228.00, respectively. In the Western Cornbelt live and dressed purchases traded from 143.00-144.00 and from 228.00-232.00, respectively.



## USDA Livestock, Poultry and Grain Market News

St. Joseph, Missouri

Phone: 816-676-7000

[stjoe.lpgmn@ams.usda.gov](mailto:stjoe.lpgmn@ams.usda.gov)