

Daily Direct Steer and Heifer Slaughter Cattle Summary

For Trade on:

Tuesday, August 30, 2022

LM CT100	5-AREA	LM CT109
Neg. Cash Volume:	7,928	Dressed Formula Vol: 36,630
Live Steer Avg:	\$144.94	Steer/Heifer Avg: \$235.21
Live Heifer Avg:	\$145.00	Dressed Neg. Grid Vol: 2,712
Dressed Steer Avg:	\$229.85	Steer/Heifer Avg: \$233.77
Dressed Heifer Avg:	\$229.80	TOTAL VOLUME: 47,270
LM CT106	TOTAL WK TO DATE VOLUME:	110,988
Committed:	79,734	Delivered: 76,487

LM CT118	TX-OK-NM	LM CT109
Neg. Cash Volume:	0	Dressed Formula Vol: 11,688
Live Steer Avg:	N/A	Steer/Heifer Avg: \$230.11
Live Heifer Avg:	N/A	Dressed Neg. Grid Vol: 23
Dressed Steer Avg:	N/A	Steer/Heifer Avg: \$223.42
Dressed Heifer Avg:	N/A	TOTAL VOLUME: 11,711
LM CT106	TOTAL WK TO DATE VOLUME:	30,696
Committed:	28,601	Delivered: 22,803

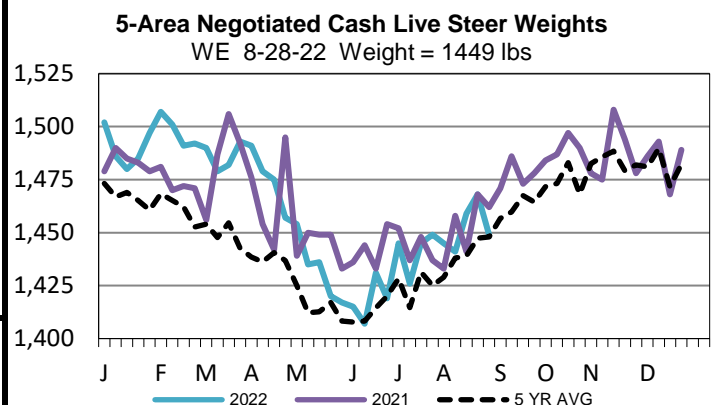
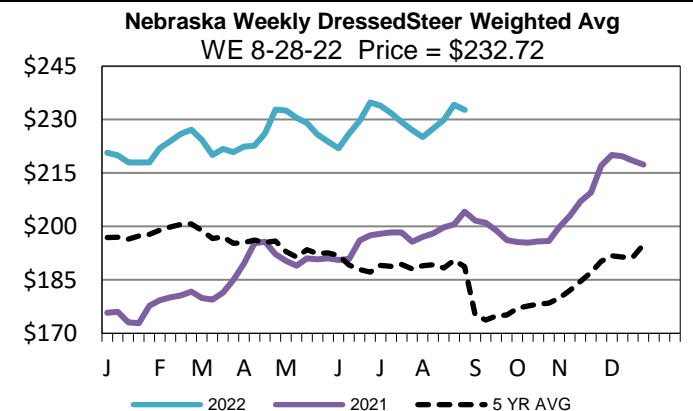
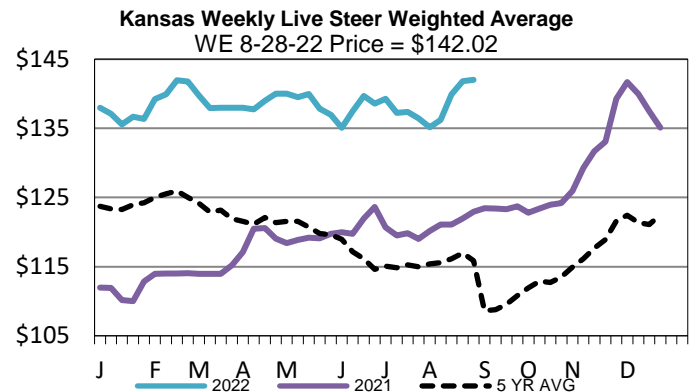
LM CT121	KANSAS	LM CT109
Neg. Cash Volume:	0	Dressed Formula Vol: 10,051
Live Steer Avg:	N/A	Steer/Heifer Avg: \$231.66
Live Heifer Avg:	N/A	Dressed Neg. Grid Vol: 295
Dressed Steer Avg:	N/A	Steer/Heifer Avg: \$223.11
Dressed Heifer Avg:	N/A	TOTAL VOLUME: 10,346
LM CT106	TOTAL WK TO DATE VOLUME:	37,563
Committed:	20,572	Delivered: 18,361

LM CT124	NEBRASKA	LM CT109
Neg. Cash Volume:	4,836	Dressed Formula Vol: 5,983
Live Steer Avg:	\$144.98	Steer/Heifer Avg: \$241.11
Live Heifer Avg:	\$145.00	Dressed Neg. Grid Vol: 798
Dressed Steer Avg:	\$229.96	Steer/Heifer Avg: \$239.48
Dressed Heifer Avg:	\$230.00	TOTAL VOLUME: 11,617
LM CT106	TOTAL WK TO DATE VOLUME:	21,633
Committed:	15,928	Delivered: 18,770

LM CT134	COLORADO	LM CT109
Neg. Cash Volume:	0	Dressed Formula Vol: 7,241
Live Steer Avg:	N/A	Steer/Heifer Avg: \$243.28
Live Heifer Avg:	N/A	Dressed Neg. Grid Vol: 726
Dressed Steer Avg:	N/A	Steer/Heifer Avg: \$232.33
Dressed Heifer Avg:	N/A	TOTAL VOLUME: 7,967
LM CT106	TOTAL WK TO DATE VOLUME:	13,031
Committed:	5,984	Delivered: 7,688

LM CT137	IA-MN	LM CT109
Neg. Cash Volume:	3,092	Dressed Formula Vol: 1,803
Live Steer Avg:	\$144.80	Steer/Heifer Avg: \$238.77
Live Heifer Avg:	\$145.00	Dressed Neg. Grid Vol: 870
Dressed Steer Avg:	N/A	Steer/Heifer Avg: \$233.63
Dressed Heifer Avg:	\$229.00	TOTAL VOLUME: 5,765
LM CT106	TOTAL WK TO DATE VOLUME:	8,386
Committed:	8,649	Delivered: 8,865

For Tuesday in Nebraska and Western Cornbelt negotiated cash trading was slow on light demand. In Nebraska, compared to last week, live purchases traded steady at 145.00, on a light test. Not enough dressed purchases in Nebraska for a market trend. For the prior week dressed purchases traded at 232.00. For the previous week in the Western Cornbelt live and dressed purchases traded from 147.00- 148.00 and from 232.00-234.00, respectively. In the Southern Plains negotiated cash trading was at a standstill. Last week in the Southern Plains live purchases traded at 142.00.



USDA Livestock, Poultry and Grain Market News

St. Joseph, Missouri

Phone: 816-676-7000

stjoe.lpgmn@ams.usda.gov