

## Daily Direct Steer and Heifer Slaughter Cattle Summary

For Trade on:

Monday, August 29, 2022

<a href="#">LM CT100</a>	<b>5-AREA</b>	<a href="#">LM CT109</a>
<b>Neg. Cash Volume:</b>	432	<b>Dressed Formula Vol:</b> 58,524
Live Steer Avg:	\$144.00	Steer/Heifer Avg: \$229.18
Live Heifer Avg:	N/A	<b>Dressed Neg. Grid Vol:</b> 4,762
Dressed Steer Avg:	N/A	Steer/Heifer Avg: \$228.62
Dressed Heifer Avg:	N/A	<b>TOTAL VOLUME:</b> 63,718
<a href="#">LM CT106</a>	<b>TOTAL WK TO DATE VOLUME:</b>	<b>63,718</b>
<b>Committed:</b>	<b>45,416</b>	<b>Delivered:</b> 72,472

<a href="#">LM CT118</a>	<b>TX-OK-NM</b>	<a href="#">LM CT109</a>
<b>Neg. Cash Volume:</b>	0	<b>Dressed Formula Vol:</b> 18,720
Live Steer Avg:	N/A	Steer/Heifer Avg: \$225.12
Live Heifer Avg:	N/A	<b>Dressed Neg. Grid Vol:</b> 265
Dressed Steer Avg:	N/A	Steer/Heifer Avg: \$227.98
Dressed Heifer Avg:	N/A	<b>TOTAL VOLUME:</b> 18,985
<a href="#">LM CT106</a>	<b>TOTAL WK TO DATE VOLUME:</b>	<b>18,985</b>
<b>Committed:</b>	<b>7,302</b>	<b>Delivered:</b> 16,330

<a href="#">LM CT121</a>	<b>KANSAS</b>	<a href="#">LM CT109</a>
<b>Neg. Cash Volume:</b>	0	<b>Dressed Formula Vol:</b> 24,674
Live Steer Avg:	N/A	Steer/Heifer Avg: \$228.67
Live Heifer Avg:	N/A	<b>Dressed Neg. Grid Vol:</b> 2,543
Dressed Steer Avg:	N/A	Steer/Heifer Avg: \$224.71
Dressed Heifer Avg:	\$230.00	<b>TOTAL VOLUME:</b> 27,217
<a href="#">LM CT106</a>	<b>TOTAL WK TO DATE VOLUME:</b>	<b>27,217</b>
<b>Committed:</b>	<b>12,164</b>	<b>Delivered:</b> 18,922

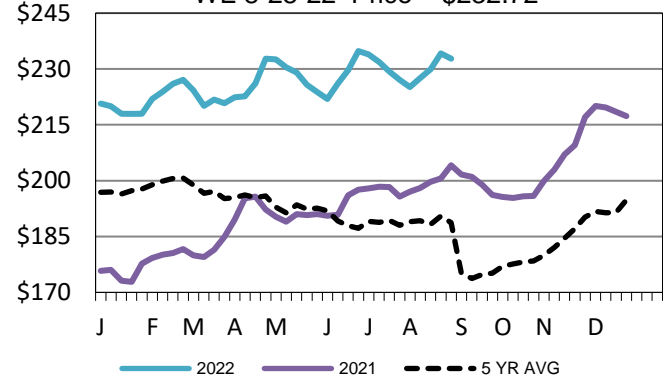
<a href="#">LM CT124</a>	<b>NEBRASKA</b>	<a href="#">LM CT109</a>
<b>Neg. Cash Volume:</b>	316	<b>Dressed Formula Vol:</b> 8,851
Live Steer Avg:	\$144.00	Steer/Heifer Avg: \$235.28
Live Heifer Avg:	N/A	<b>Dressed Neg. Grid Vol:</b> 849
Dressed Steer Avg:	N/A	Steer/Heifer Avg: \$232.22
Dressed Heifer Avg:	N/A	<b>TOTAL VOLUME:</b> 10,016
<a href="#">LM CT106</a>	<b>TOTAL WK TO DATE VOLUME:</b>	<b>10,016</b>
<b>Committed:</b>	<b>7,826</b>	<b>Delivered:</b> 17,544

<a href="#">LM CT134</a>	<b>COLORADO</b>	<a href="#">LM CT109</a>
<b>Neg. Cash Volume:</b>	0	<b>Dressed Formula Vol:</b> 5,064
Live Steer Avg:	N/A	Steer/Heifer Avg: \$234.10
Live Heifer Avg:	N/A	<b>Dressed Neg. Grid Vol:</b> 0
Dressed Steer Avg:	N/A	Steer/Heifer Avg: N/A
Dressed Heifer Avg:	N/A	<b>TOTAL VOLUME:</b> 5,064
<a href="#">LM CT106</a>	<b>TOTAL WK TO DATE VOLUME:</b>	<b>5,064</b>
<b>Committed:</b>	<b>11,359</b>	<b>Delivered:</b> 8,627

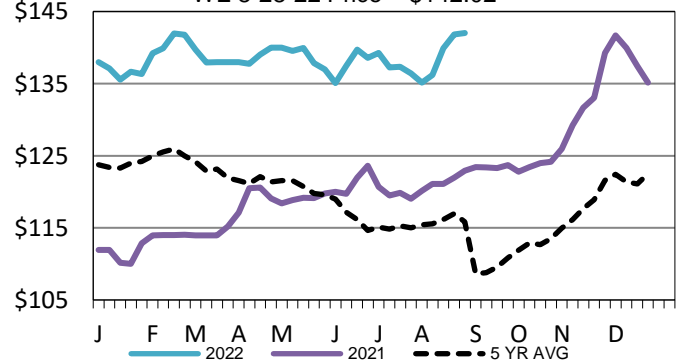
<a href="#">LM CT137</a>	<b>IA-MN</b>	<a href="#">LM CT109</a>
<b>Neg. Cash Volume:</b>	116	<b>Dressed Formula Vol:</b> 1,253
Live Steer Avg:	N/A	Steer/Heifer Avg: \$237.11
Live Heifer Avg:	N/A	<b>Dressed Neg. Grid Vol:</b> 1,252
Dressed Steer Avg:	N/A	Steer/Heifer Avg: \$233.30
Dressed Heifer Avg:	N/A	<b>TOTAL VOLUME:</b> 2,621
<a href="#">LM CT106</a>	<b>TOTAL WK TO DATE VOLUME:</b>	<b>2,621</b>
<b>Committed:</b>	<b>6,765</b>	<b>Delivered:</b> 11,049

For Monday negotiated cash trading was at a standstill in the Southern Plains. In Nebraska and the Western Cornbelt negotiated cash trading was mostly inactive on light demand. Not enough purchases in any region for a market trend. Last week in the Southern Plains live purchases traded at 142.00. For the prior week in Nebraska live and dressed purchases traded at 145.00 and 232.00, respectively. For the previous week in the Western Cornbelt live and dressed purchases traded from 147.00-148.00 and from 232.00-234.00, respectively.

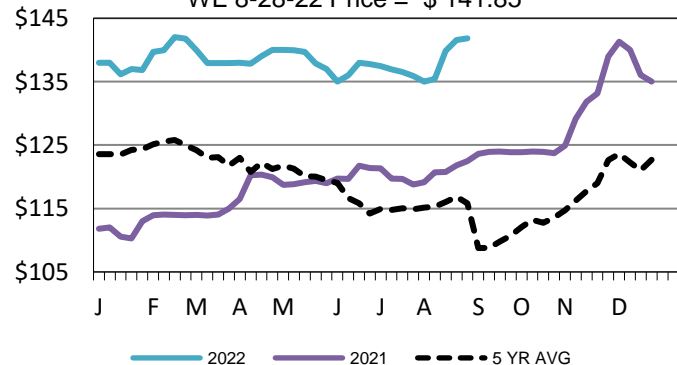
Nebraska Weekly Dressed Steer Weighted Avg  
WE 8-28-22 Price = \$232.72



Kansas Weekly Live Steer Weighted Average  
WE 8-28-22 Price = \$142.02



TX-OK-NM Wkly Live Steer Wtd Avg  
WE 8-28-22 Price = \$141.85



## USDA Livestock, Poultry and Grain Market News

St. Joseph, Missouri

Phone: 816-676-7000

[stjoe.lpgmn@ams.usda.gov](mailto:stjoe.lpgmn@ams.usda.gov)